



SHIRE OF YALGOO

ANNUAL BUDGET

2016-17

Contents

Page

President's Introduction	2
Chief Executive Officer's summary	3-5
Budget processes	6
Overview	
1. Linkage to the Plan for the Future	7-8
2. Activities, initiatives and key strategic activities	9-10
3. Budget influences	11-12
Budget analysis	
4. Analysis of operating budget	13-14
5. Analysis of budgeted cash position	15
6. Analysis of capital budget	16
Long term strategies	
7. Rating strategy	17-18
8. Other strategies	19
Statutory Annual Budget	
*Budget Comprehensive Income Statement	21
*Budget Rate Setting Statement	22
*Budget Statement of Cashflow	23
*Budget Statement of Financial Activity	24
*Budget Statement of Rating Information	25
*Notes to and Forming part of the Annual Budget	26-52
*Schedule of Fees and Charges	53-62
*Detailed Budget Worksheets	63-79

President's Introduction

It gives me great pleasure to present the Annual Budget to the community of the Shire of Yalgoo.

The rates revenue in the 2016-17 financial year will decrease by \$72,495 when compared to 2015-16 levied, the rate in the dollar and the minimum for each differential rating category will remain the same as 2015-16. This will still the Shire to maintain existing service levels, fund a number of new initiatives and continue to allocate additional funds to renew the Shire's infrastructure.

The proposed budget includes a number of new initiatives:

- * Arts and Crafts Building
- * Community/School Oval
- * Staff Housing Security Systems
- * Paynes Find Beautification
- * Paynes Find Airstrip Fence
- * Shamrock Park Playground Equipment

The capital works program for the 2016-17 year is expected to be \$3.182 million. Of the \$3.182 million capital funding required, \$2.084 million will come from Council operations and sale of assets, \$1.022 million from external grants and contributions and the balance of \$0.076 million from reserves. The capital expenditure program has been set and prioritised based on needs and sound business cases for each project.

Highlights of the Capital Works program include:

* Furniture and Equipment	\$ 89,588
* Plant and equipment	\$ 482,700
* Infrastructure - Roads	\$ 1,302,479
* Staff Housing -Security Systems	\$ 60,248
* Arts and Crafts Building	\$ 381,837
* Paynes Find Beautification	\$ 78,658
* Paynes Find Airstrip Fence	\$ 45,000
* Community/School Oval	\$400,000
* Shamrock Park Playground Equipment	\$ 45,000

The Annual Budget compiled by the Shire is progressive and financially responsible.

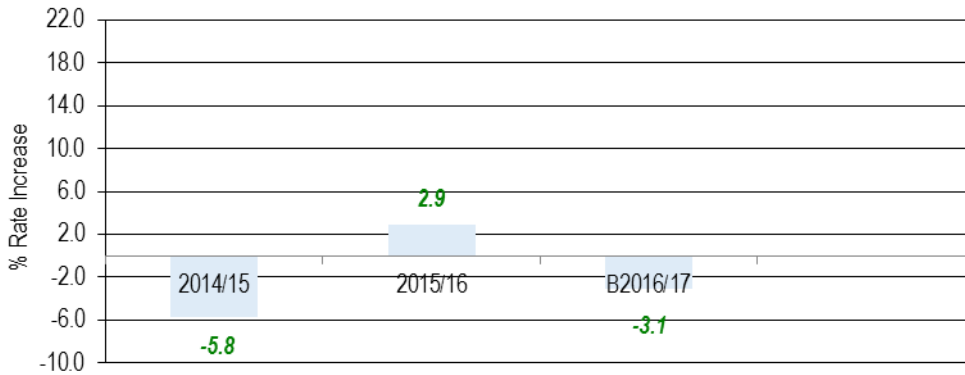
Residents and other interested members of the community are welcome to view the adopted Annual Budget at the Shire's Administration Centre or website.

Cr Neil Grinham
Shire President

Chief Executive Officer's Summary

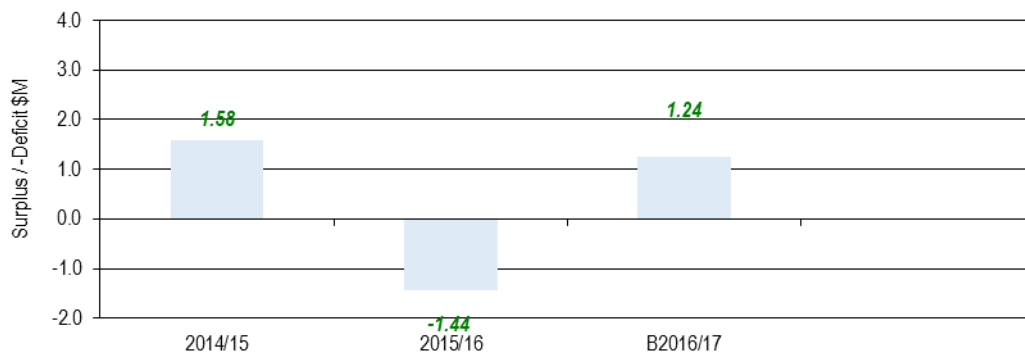
The Annual Budget for the 2016-17 financial year which seeks to balance the demand for services and infrastructure with the community's capacity to pay. The key budget information provided below is about the rates, operating result, service levels, cash and investments, capital works, financial position and key strategic activities of the Council.

1. Rates



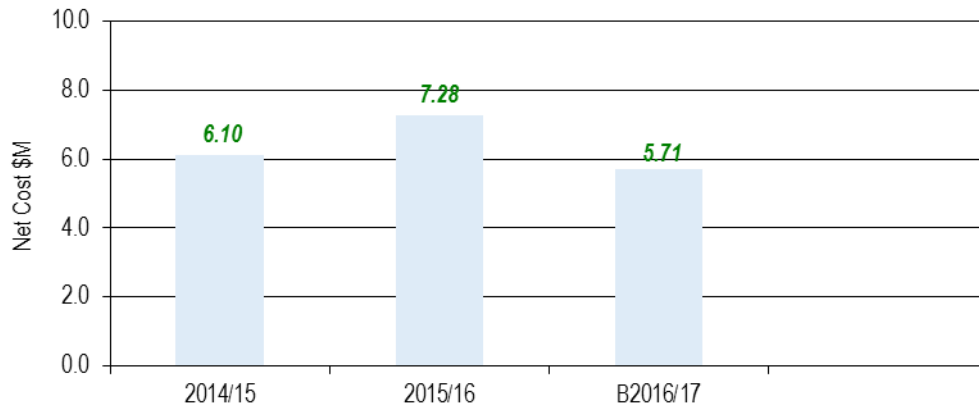
It is proposed that general rates revenue will decrease by 3.10% for the 2015/16 year, raising total rates of \$1.721 million when compared to 2015-16 \$1.776 ,558 . The minimum rates will yield \$32,470.

2. Operating result



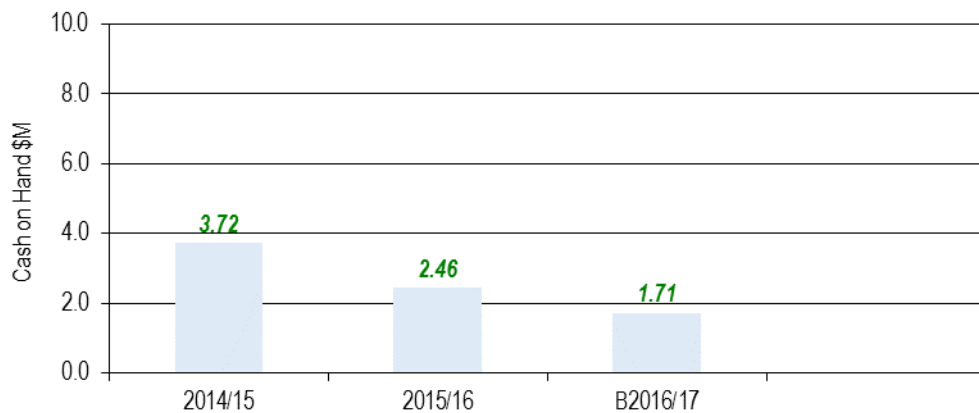
The expected operating result for the 2016-17 year is a surplus of \$1.244 million when compared to a deficit of \$1.437 in the 2015-16 financial year .

3. Services



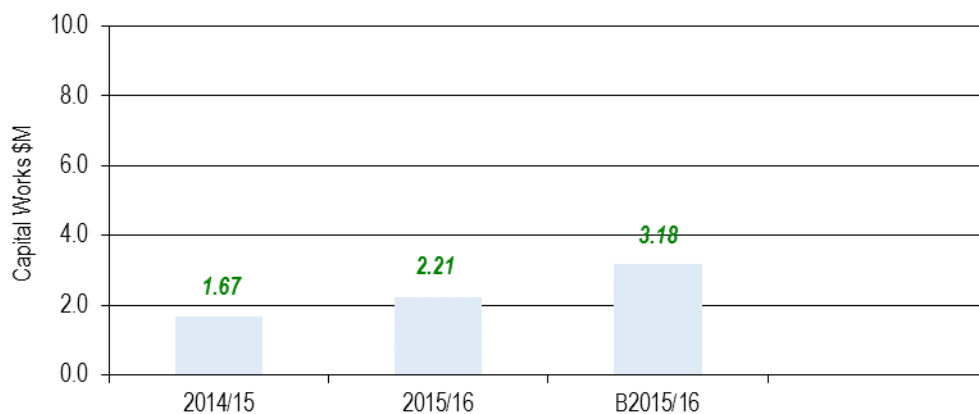
The cost of services to be delivered to the community for the 2016-17 year is expected to be \$5.714 million. This decrease is mainly due to the flood damage road works being almost completed, which were funded from government grants.

4. Cash and investments



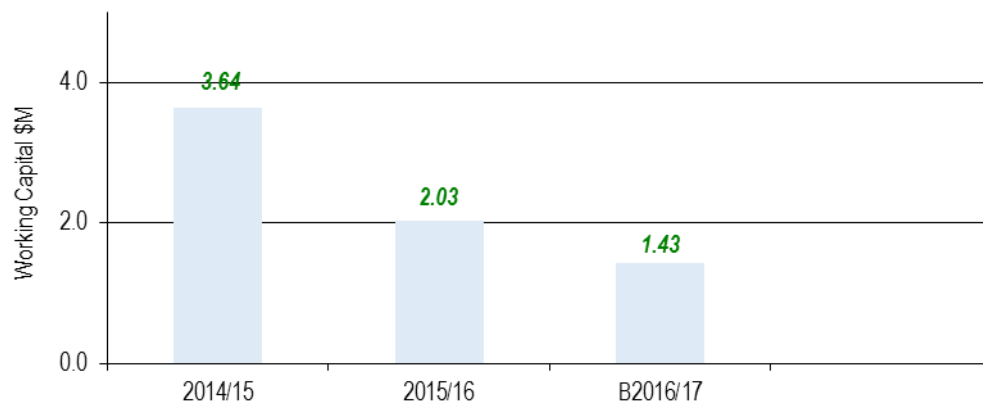
Cash and investments are expected to decrease by \$0.755 million during the year to \$1.705 million, comprising of restricted cash \$1.633 million and unstricted cash of \$0.0723 million as at 30 June 2017.

5. Capital works



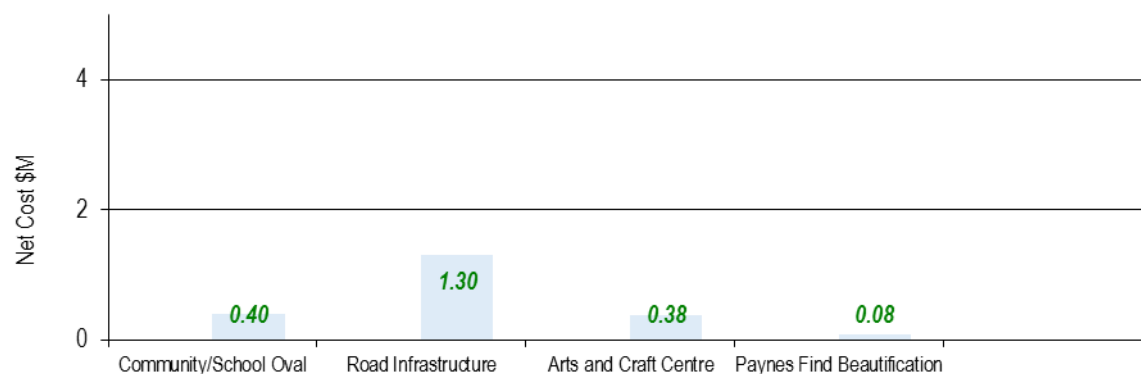
The capital works program for the 2016-17 year is expected to be \$3.182 million and will be funded as follows \$2.084 million will come from Council operations, \$1.022 million from external grants and contributions and the balance of \$0.076 million from reserves. The capital expenditure program has been set and prioritised based on needs and sound business cases for each project.

6. Financial position



The net current assets are expected to decrease by \$0.597 million to \$1.43 million.

7. Major Projects



The Annual Budget includes a range of activities and initiatives to be funded that will contribute to achieving the strategic objectives specified in the Strategic Community Plan. The above graph shows the level of funding allocated in the budget to achieve the strategic objectives as set out in the Plan.

The Annual Budget has been developed so that it is financially responsible. More detailed budget information is available throughout this document.

S Brenzi
Acting Chief Executive Officer

Budget Processes

This section lists the budget processes to be undertaken in order to adopt the Annual Budget in accordance with the Local Government Act 1995 and its Regulations.

The preparation of the budget begins with Officers preparing the operating and capital components of the annual budget. A draft consolidated budget is then prepared and various iterations are considered by Council at informal briefings. A 'proposed' budget is prepared in accordance with the Act and submitted to Council for approval.

The budget is required to be adopted by 31 August in each year, Council has obtained an extension to 30 September 2016. The key dates for the budget process are summarised below:

Budget Process

1. Officers prepare operating and capital estimates for inclusion in the Budget.
2. Council considers draft Budget at informal briefings.
3. Proposed Budget is submitted to Council for approval.
4. Copy of adopted Budget submitted to the Department.

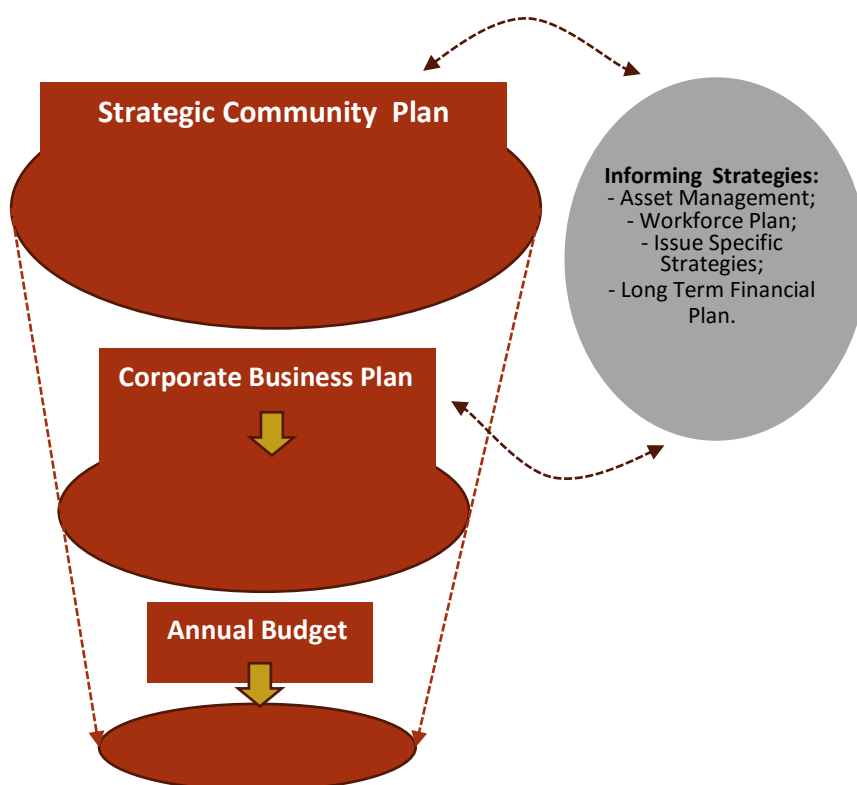
1. Linkage to the Council Plan

This section describes how the Annual Budget links to the achievement of the Council Plan within an overall planning framework. This framework guides the Council in identifying community needs and aspirations over the long term (Strategic Community Plan), medium term (Corporate Business Plan) and short term (Annual Budget) and then holding itself accountable (Audited Statements).

1.1 Integrate Planning Framework

A Strategic Community Plan (SCP) was prepared and adopted by Council in 2012, the SCP outlines the over arching objectives and strategies that guide Council's decision making process. The Corporate Business Plan (CBP) was prepared and adopted by Council in 2013 and summarises the financial and non-financial impacts of the objectives and strategies presented in the SCP and determines the sustainability of these objectives and strategies. The Annual Budget is then framed, taking into account the activities and initiatives included in the plans which contribute to achieving the strategic objectives specified.

The timing of each component of the planning framework is critical to the successful achievement of the planned outcomes. The planning will guide the preparation of the CBP and Annual Budget.



Outputs: Plans, monitoring and annual reporting
Measurement and Reporting

1.2 Our purpose

Our Vision

Inclusive and peaceful, prosperous and strong

Community Aspirations and Values

Economic - Challenge, Achievement and Sustainability

Social - Education, Respect and Belongingness

Environmental - Appreciation and Balance

Civic - Service, Leadership and Integrity

Our Mission

To be a standard bearer for honest, equitable and efficient local government, delivering innovative, timely and appropriate services to secure economic sustainability and community wellbeing.

2. Activities and Initiatives

This section provides a description of the activities to be funded in the Budget for the 2016-17 year and how these will contribute to achieving the strategic objectives specified in the Strategic Community Plan.

Activities

Activity	Description	Revenue (Expenditure) Net Cost \$
General Purpose Funding	Details rates levied, interest on late payment of rates, general purpose grants and interest received on investments.	4,072,718 <u>(187,171)</u> 3,885,547
Governance	This service provides assistance to elected members and ratepayers on matters which do not concern specific council services.	0 <u>(487,058)</u> (487,058)
Law Order, Public Safety	This service provides for the supervision of local laws, fire prevention and animal control.	14,875 <u>(176,873)</u> (161,998)
Health	This service provides for food quality and pest control, medical service and administration of health scheme.	15,898 <u>(98,321)</u> (82,423)
Education and Welfare	Youth activities.	0 <u>(9,149)</u> (9,149)
Housing	This service provides for the maintenance of staff and other housing .	65,248 <u>(316,707)</u> (251,459)
Community Amenities	This service provides the collection of rubbish, operations of waste disposal sites administration of town planning scheme, maintenance of cemeteries, public conveniences and protection of the environment.	15,200 <u>(258,011)</u> (242,811)
Recreation and Culture	This service provides for the maintenance of halls, water park, recreation grounds and various reserves. The operations of the library and maintenance of cultural heritage assets and TV/radio transmission services.	254,025 <u>(679,311)</u> (425,286)
Transport	This service provides for the maintenance of roads, footpaths, cleaning and lighting of streets, street trees, depot maintenance and aerodrome maintenance. Revenue associated with the construction of roads etc. is also recorded in this programme.	2,139,691 <u>(2,800,344)</u> (660,653)
Economic Services	This service provides for weed control, tourism and area promotion, implementation of building controls, promotion of economic development initiatives.	260,382 <u>(660,081)</u> (399,699)
Other Property and Services	This service provides for the undertaking of private works, allocations of on costs and plant operation costs, recording of material and stock , salaries and wages paid and allocated to works.	68,816 <u>(41,312)</u> 27,504
Profit on Asset Diposal		51,107
Net Operating Loss		1,243,622

Initiatives

- * Arts and Crafts Building
- * Community /School Oval
- * Paynes Find Beautification
- * Shamrock Park Playground Equipment

3. Budget Influences

This section sets out the key budget influences arising from the internal and external environment within which the Council operates.

3.1 External influences

In preparing the 2016-17 Annual Budget, a number of external influences have been taken into consideration, because they are likely to impact significantly on the services delivered by Council in the budget period. These include:

- Consumer Price Index (CPI) increases on goods and services of 3.0% per annum;
- The level of funding from State and Federal governments; and
- Prevailing economic conditions impacting on investment interest rates and debt collection.

3.2 Internal influences

As well as external influences, there are also a number of internal influences which are expected to have a significant impact on the preparation of the 2016-17 Annual Budget. These matters have arisen from events occurring in the 2015-16 year resulting in variances between the forecast actual and budgeted results for that year and matters expected to arise in the 2016-17 year. These matters and their financial impact are set out below:

- Budget surplus for the 2015-16 financial year ended 30 June 2016; and

3.3 Budget principles

In response to these influences, guidelines were prepared and distributed to all Council officers with budget responsibilities. The guidelines set out the key budget principles upon which the officers were to prepare their budgets. The principles included:

- Existing fees and charges to be increased in line with CPI or market levels
- Grants to be based on confirmed funding levels
- New revenue sources to be identified where possible
- Service levels to be maintained at 2015-16 levels
- Salaries and wages to be increased in line with Average Weekly Earnings
- New initiatives which are not cost neutral to be justified through a business case
- Real savings in expenditure and increases in revenue identified in 2015-16 to be preserved
- Operating revenues and expenses arising from completed 2015-16 capital projects to be included.

3.4 Legislative requirements

Under the Local Government Act 1995 (“the Act”), Council is required to prepare and adopt an annual budget for each financial year. The budget is required to include certain information about the rates and charges that Council intends to levy as well as a range of other information required by the Local Government (Financial Management) Regulations 1996 (“the Regulations”) which support the Act.

The 2016-17 Annual Budget, which is included in this report, is for the year 1 July 2016 to 30 June 2017 and is prepared in accordance with the Act and Regulations. The budget includes statutory statements being a budget operating, budget statement of financial activity, budget statement of cash flows, budget rate setting statement, budget statement of rating information and notes forming part of the annual budget. These statements have been prepared for the year ended 30 June 2017 in accordance with Accounting Standards and other mandatory professional reporting requirements and in accordance with the Act and Regulations. It also includes detailed information about the rates and charges to be levied, the capital works program to be undertaken and other financial information, which Council requires in order to make an informed decision about the adoption of the budget.

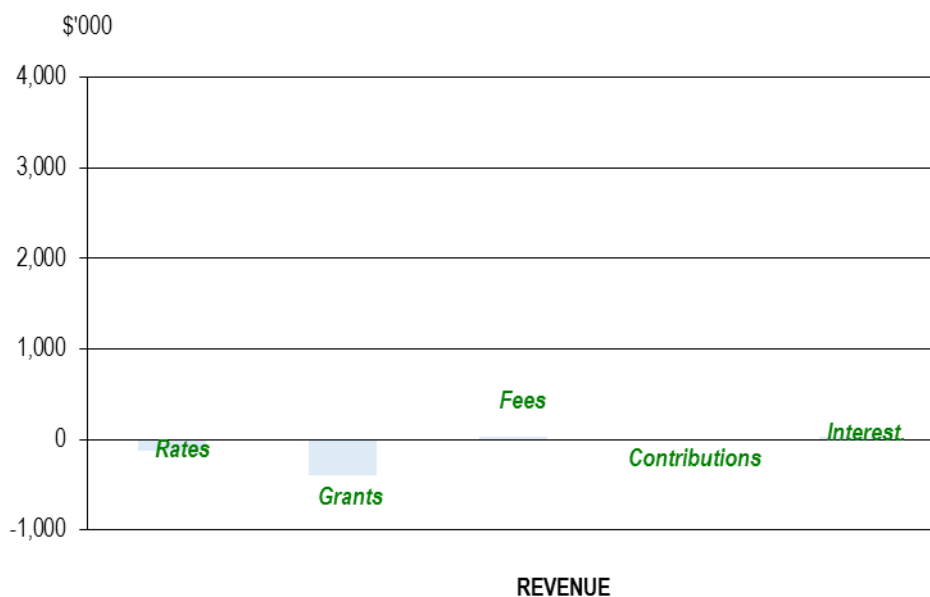
The budget includes consideration of a number of long term strategies to assist Council in considering the Budget in a proper financial management context. These include the Strategic Community Plan, Corporate Business Plan, Long Term Financial Plan, Rating Strategy and Other Long Term Strategies including borrowings, asset management plans and the workforce plan.

4. Analysis of Operating Budget

This section analyses the expected revenues and expenses of the Council for the 2015/16 year.

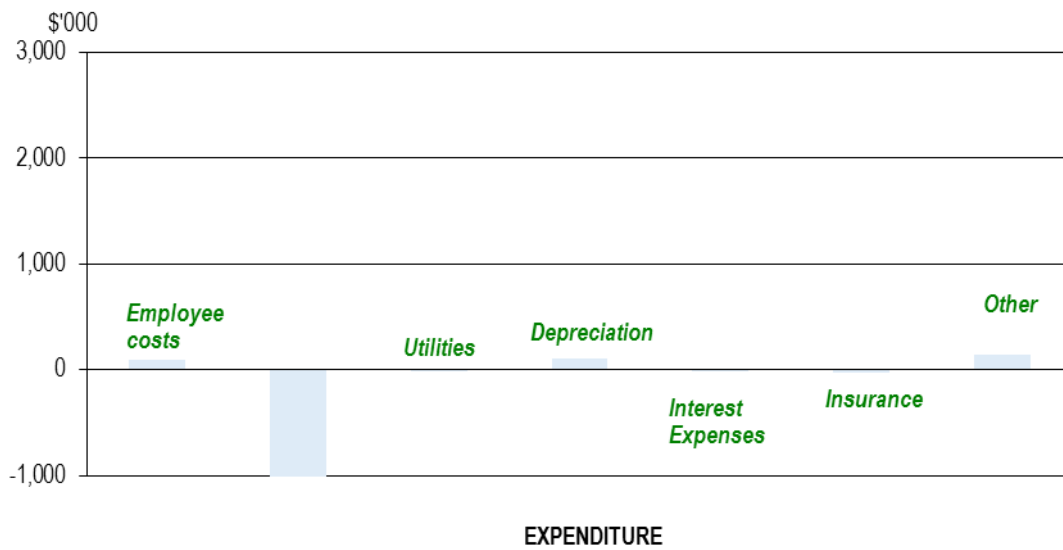
4.1 Operating revenue

Revenue Types	Budget	Budget	Variance
	2015/16 \$'000	2016/17 \$'000	\$'000
Rates - General	1,845	1,722	(123)
Grants and Subsidies	5,294	4,897	(397)
Fees and Charges	168	190	22
Interest Earned	53	51	(2)
Other Revenue	12	47	35
Total operating revenue	7,372	6,907	(465)
Net gain on sale of assets	0	61	61



4.2 Operating expenditure

Expenditure Types	Budget	Budget	Variance
	2015/16 \$'000	2016/17 \$'000	\$'000
Employee Costs	1,748	1,838	90
Materials and Contracts	4,325	2,001	(2,324)
Utilities	103	85	(18)
Depreciation	1,165	1,272	107
Interest Expenses	36	32	(4)
Insurance	239	209	(30)
Other Expenses	141	277	136
Total operating expenditure	7,757	5,714	(2,043)
Net loss on sale of assets	26	10	(16)



5. Analysis of Budgeted Cash Position

This section analyses the expected cash flows from the operating, investing and financing activities of Council for the 2016-17 year. Budgeting cash flows for Council is a key factor in setting the level of rates and providing a guide to the level of capital expenditure that can be sustained with or without using existing cash reserves.

The analysis is based on three main categories of cash flows:

- **Operating activities** - Refers to the cash generated or used in the normal service delivery functions of Council. Cash remaining after paying for the provision of services to the community may be available for investment in capital works, or repayment of debt
- **Investing activities** - Refers to cash generated or used in the enhancement or creation of infrastructure and other assets. These activities also include the acquisition and sale of other assets such as vehicles, property and equipment
- **Financing activities** - Refers to cash generated or used in the financing of Council functions and include borrowings from financial institutions and advancing of repayable loans to other organisations. These activities also include repayment of the principal component of loan repayments for the year.

5.1 Budgeted cash flow statement

	Budget 2015/16 \$'000	Budget 2016/17 \$'000	Variance \$'000
Cash flows from operating activities			
<i>Receipts</i>			
Rates - General	1,845	1,721	(124)
Grants and Subsidies	2,200	3,944	1,744
Fees and Charges	167	190	23
Goods and Services Tax	410	85	(325)
Interest Earned	53	51	(2)
Other revenue	12	47	35
	4,687	6,038	1,351
<i>Payments</i>			
Employee Costs	(1,748)	(1,838)	(90)
Materials and Contracts	(4,605)	(1,985)	2,620
Utilities	(103)	(85)	18
Interest Expenses	(36)	(32)	4
Insurance	(239)	(209)	30
Goods and Services Tax	(410)	(330)	80
Other expenses	(141)	(277)	(136)
	(7,282)	(4,756)	2,526
Net cash provided by operating activities	(2,595)	1,282	3,877
Cash flows from investing activities			
Proceeds from sales of property, plant & equip	520	206	(314)
Repayment of loans and advances			0
Proceeds from Non Operating Grants	3,622	1,022	(2,600)
Payments for property, plant and equipment	(3,389)	(3,182)	207
Net cash used in investing activities	753	(1,954)	(2,707)
Cash flows from financing activities			
Finance costs	0	0	0
Proceeds from borrowings	0	0	0
Repayment of borrowings	(80)	(83)	(3)
Net cash used in financing activities	(80)	(83)	(3)
Net decrease in cash and cash equivalents	(1,922)	(755)	1,167
Cash and cash equivalents at the beg of the year	3,717	2,460	(1,257)
Cash and cash equivalents at end of the year	1,795	1,705	(90)

6. Analysis of Capital Budget

This section analyses the planned capital expenditure budget for the 2016-17 year and the sources of funding for the capital budget.

6.1 Capital works

Capital Works Areas	Budget 2015/16 \$'000	Budget 2016/17 \$'000	Variance \$'000
New works			
Land and Buildings	972	711	(261)
Infrastructure Roads	1,273	1,302	29
Infrastructure Recreation Facilities	50	458	408
Infrastructure Other	124	138	14
Plant and Equipment	887	483	(404)
Furniture and Equipment	83	90	7
Total new works	3,389	3,182	(207)
Total capital works	3,389	3,182	(207)

6.2 Funding sources

Sources of funding	Budget 2015/16 \$'000	Budget 2016/17 \$'000	Variance \$'000
New works			
<i>External</i>			
Grants - Capital	903	982	79
Proceeds on sale of assets	361	206	(155)
	1,264	1,188	(76)
<i>Internal</i>			
Reserve Funds	919	76	(843)
Contributions	0	40	40
Own Resources (Incl. Loans)	1,112	1,878	766
	2,031	1,994	(37)
Total new works	3,295	3,182	(113)
Total funding sources	3,295	3,182	(113)

7. Rating Strategy

This section considers the Council's rating strategy including strategy development and assumptions underlying the current year rate increase and rating structure.

7.1 Strategy development

In developing the plan for the future, rates and charges were identified as an important source of revenue, accounting for 30.01% of the total revenue received by Council annually. Planning for future rate increases has therefore been an important component of the planning process.

However, it has also been necessary to balance the importance of rate revenue as a funding source with community sensitivity to increases. The following table shows rate increases over the last three years .

Year	Rate Revenue Increase
2014/15	-5.75%
2015/16	2.90%
2016/17	-3.10%
Average increase	-1.98%

7.2 Current year rate increase

General rates will decrease by 3.10% in 2016-17 raising a total revenue of \$1.722 million when compared to 2015-16.

Year	Total Rates Raised \$'000
2014/15	1,726
2015/16	1,776
2016/17	1,722

7.3 Rating structure

Council has established a rating structure which is comprised of the following elements. These are:

The Objects and Reasons for Differential General and Minimum Rates

Town Improved - consists of properties located within the townsite boundaries with a predominate residential ,commercial and industrial use. This category is considered by council to be the base rate by which all other GRV properties are assessed and have a different demand and requirement on the Shire services and infrastructure.

Town vacant - consists of vacant properties located within the townsite boundaries that are vacant (no residential, commercial or industrial structures built on the land). The rate in the dollar is the same as the Town Improved category however the minimum rate is higher in order to encourage landowners to undertake development.

7.3 Rating structure (Continued)

Pastoral / Rural -this rating applies to all pastoral leases and land with predominate rural land use. The proposed rate is comparatively lower when compared to the mining / mining tenement and exploration / prospecting categories on the basis that the pastoral industry has minimum impact or requirement on the Shire services and infrastructure.

Mining / Mining Tenement - this category applies to mining leases located within the Shire. The proposed rate is comparatively higher when compared to the pastoral/rural category on the basis that the mining operations require additional ongoing maintenance of the roads network that services this land use along with additional costs associated with the administration of mining tenements.

Exploration /Prospecting - This rating category applies to exploration, prospecting and other general purpose leases located within the Shire. The proposed rate is comparatively higher when compared to the pastoral/rural category and lower than the mining tenement category on the basis that the mining operations require additional and ongoing maintenance of the road network that services the land use, the additional cost associated with the administration of exploration and prospecting leases and the Shire wishes to encourage exploration.

The minimum rate reflects the basic cost incurred by the Council in servicing each lot or dwelling in its district.

Striking a proper balance between these elements provides equity in the distribution of the rate burden across residents.

8. Other Strategies

This section sets out the strategies that have been taken into account when the Council formulates its plan for the future and annual budget.

8.1 Borrowings

Borrowings was identified as an important funding source for capital works programs. In the past, Council has borrowed to finance infrastructure projects. No borrowing have been included as a funding source for initiatives incorporated in the plan for the future and annual budget. This will result in a reduction in debt servicing costs. Reserves will be used as an alternate funding source to maintain the capital works programs.

For the 2016-17 year, Council has decided not to borrow. The table below details loan borrowings outstanding over a three year period.

Year	New Borrowings \$'000	Principal Paid \$'000	Interest Paid \$'000	Balance 30 June \$'000
2014/15	400	55	33	774
2015/16	0	80	33	694
2016/17	0	84	32	610

8.2 Infrastructure

The Council has prepared Asset Management Plans, which sets out the capital expenditure requirements of the Council for the future by class of asset and will be a key input to the long term financial plan. It predicts infrastructure consumption, renewal needs and considers infrastructure needs to meet future community service expectations.

8.3 Long Term Financial Plans

The Long term Financial Plan was completed in September 2013 and forms an important part of Council's integrated planning process. The LTFP has been aligned with Council's Strategic Community Plan and Corporate Business Plan and forms the basis for the preparation of annual budget.

The LTFP will covers a 15 year planning period from 2012-13 to 2027-28 and will cost the community's aspirations against the financial realities.

Statutory Annual Budget

Budgeted information includes the following:

- Budget Comprehensive Income Statement
- Budget Rate Setting Statement
- Budget Statement of Cashflows
- Budget Statement of Financial Activity
- Budget Statement of Rating Information
- Notes to the Statutory Statements
- Schedule of Fees and Charges

SHIRE OF YALGOO
BUDGET COMPREHENSIVE INCOME STATEMENT
FOR THE YEAR ENDING 30 JUNE 2017

2015-16 BUDGET			2015-16 ACTUAL	2016-17 BUDGET
\$	DESCRIPTION	NOTES	\$	\$
	EXPENDITURE	1,2,3,4		
(179,273)	General Purpose Funding		(416,520)	(187,171)
(490,262)	Governance		(480,971)	(487,058)
(163,849)	Law, Order, Public Safety		(168,919)	(176,873)
(93,402)	Health		(99,856)	(98,321)
(9,084)	Education and Welfare		(8,213)	(9,149)
(323,089)	Housing		(343,206)	(316,707)
(248,088)	Community Amenities		(225,112)	(258,011)
(714,458)	Recreation and Culture		(608,667)	(679,311)
(4,845,792)	Transport		(4,447,000)	(2,800,344)
(666,519)	Economic Services		(588,484)	(660,081)
(23,167)	Other Property and Services		109,794	(41,312)
(7,756,983)	Total Expenditure		(7,277,155)	(5,714,338)
	REVENUE	1,2,3,4		
3,029,685	General Purpose Funding		3,022,337	4,072,718
-	Governance		2,000	0
17,110	Law, Order, Public Safety		16,257	14,875
17,300	Health		25,847	15,898
0	Education and Welfare		0	0
18,000	Housing		25,379	65,248
14,700	Community Amenities		14,897	15,200
7,500	Recreation and Culture		13,084	254,025
3,955,346	Transport		2,543,437	2,139,691
246,247	Economic Services		267,624	260,382
65,300	Other Property & Services		117,632	68,816
7,371,188	Total Revenue		6,048,494	6,906,853
(385,795)	Increase(Decrease)		(1,228,661)	1,192,515
	DISPOSAL OF ASSETS	6		
0	Land and Buildings		(20,000)	0
(26,000)	Plant and Equipment		(188,565)	51,107
(26,000)	Gain (Loss) on Disposal		(208,565)	51,107
(411,795)	NET RESULT		(1,437,226)	1,243,622
	Other Comprehensive Income			
0	Changes on Revaluation of Non-Current Assets		0	0
0	Total Other Comprehensive Income		0	0
0	Rounding		0	0
(411,795)	TOTAL COMPREHENSIVE INCOME	4	(1,437,226)	1,243,622

Notes:

All fair value adjustments relating to remeasurement of financial assets at fair value through profit or loss and (if any) changes on revaluation of non-current assets in accordance with the mandating of fair value measurement through Other Comprehensive Income, is impacted upon by external forces and is not able to be reliably estimated at the time of budget adoption.

Fair value adjustments relating to the re-measurement of financial assets at fair value through profit or loss will be assessed at the time they occur with compensating budget amendments made as necessary.

It is anticipated, in all instances, any changes upon revaluation of non-current assets will relate to non-cash transactions and as such, have no impact on this budget document.

This statement is to be read in conjunction with the accompanying notes.

SHIRE OF YALGOO
BUDGET RATE SETTING STATEMENT
FOR THE YEAR ENDING 30 JUNE 2017

2015-16 BUDGET	DESCRIPTION	NOTES	2015-16 ACTUAL	2016-17 BUDGET
\$			\$	\$
	OPERATING REVENUE	1,2,3,4		
1,184,825	General Purpose Funding		1,246,305	2,350,967
0	Governance		2,000	0
17,110	Law, Order Public Safety		16,257	14,875
17,300	Health		25,847	15,898
0	Education and Welfare		0	0
18,000	Housing		25,379	65,248
14,700	Community Amenities		14,897	15,200
7,500	Recreation and Culture		13,084	254,025
3,955,346	Transport		2,543,437	2,139,691
246,247	Economic Services		267,624	260,382
65,300	Other Property and Services		117,632	68,816
\$5,526,328	<i>Sub Total</i>		\$4,272,462	\$5,185,102
	LESS OPERATING EXPENDITURE	1,2,3,4		
(179,273)	General Purpose Funding		(416,520)	(187,171)
(490,262)	Governance		(480,971)	(487,058)
(163,849)	Law, Order, Public Safety		(168,919)	(176,873)
(93,402)	Health		(99,856)	(98,321)
(9,084)	Education and Welfare		(8,213)	(9,149)
(323,089)	Housing		(343,206)	(316,707)
(248,088)	Community Amenities		(225,112)	(258,011)
(714,458)	Recreation and Culture		(608,667)	(679,311)
(4,845,792)	Transport		(4,447,000)	(2,800,344)
(666,519)	Economic Services		(588,484)	(660,081)
(23,167)	Other Property & Services		109,794	(41,312)
(\$7,756,983)	<i>Sub Total</i>		(\$7,277,155)	(\$5,714,338)
(\$2,230,655)	<i>Increase(Decrease)</i>		(\$3,004,693)	(\$529,236)
	ADD			
0	Provisions Employee Entitlements Accrued		9,107	0
0	Accounts Receivable Current to Non - Current		1,536	0
0	Cash Backed Reserves Employee Entitlement		0	0
0	Movement in Loan Funds		0	0
(26,000)	Profit/ Loss on the disposal of assets	6	(208,565)	51,107
1,165,455	Depreciation Written Back	19	1,277,260	1,271,900
546,000	Book Value of Assets Sold Written Back	6	1,015,101	155,000
\$1,685,455			\$2,094,438	\$1,478,007
(\$545,200)	<i>Sub Total</i>		(\$910,254)	\$948,771
	LESS CAPITAL PROGRAMME			
0	Purchase Tools		0	0
(971,718)	Purchase Land & Buildings	26	(641,194)	(710,779)
(1,273,556)	Infrastructure Assets - Roads	26	(538,297)	(1,302,479)
(50,000)	Infrastructure Assets - Recreation Facilities	26	0	(458,000)
(123,658)	Infrastructure Assets - Other	26	0	(138,658)
(887,000)	Purchase Plant and Equipment	26	(1,023,717)	(482,700)
(83,500)	Purchase Furniture and Equipment	26	(9,950)	(89,588)
(80,198)	Repayment of Debt - Loan Principal	7	(80,198)	(83,878)
(36,146)	Transfer to Reserves	8	(37,605)	(93,837)
(\$3,505,776)	<i>Sub Total</i>		(\$2,330,961)	(\$3,359,920)
\$0			\$0	\$0
(\$4,050,976)	<i>Sub Total</i>		(\$3,241,215)	(\$2,411,148)
	LESS FUNDING FROM			
0	Loans	7	0	0
76,163	Reserves	8	0	76,475
2,129,953	Opening Funds	25	2,078,105	612,922
0	Closing Funds	25	(612,922)	0
\$2,206,116	<i>Sub Total</i>		\$ 1,465,183	\$689,397
(\$1,844,860)	TO BE MADE UP FROM RATES		(\$1,776,032)	(\$1,721,751)

This statement is to be read in conjunction with the accompanying notes.

SHIRE OF YALGOO
BUDGET STATEMENT OF CASH FLOWS
FOR THE YEAR ENDING 30 JUNE 2017

2015-16 BUDGET	NOTES	2015-16 ACTUAL	2017-17 BUDGET
\$		\$	\$
	Cash Flows from operating activities		
	EXPENDITURE		
(1,747,828)	Employee Costs	(1,284,199)	(1,837,706)
(4,604,493)	Materials & Contracts	(3,651,059)	(1,985,112)
(103,150)	Utilities	(110,606)	(85,000)
(238,600)	Insurance	(179,464)	(209,010)
(36,349)	Interest Expenses	(35,747)	(32,316)
(410,000)	Goods and Services Tax	(537,191)	(330,000)
(140,769)	Other	(291,815)	(277,020)
(\$7,281,189)		(\$6,090,081)	(\$4,756,164)
	REVENUE		
1,844,860	Rates	1,974,248	1,721,751
2,200,237	Operating Grants ,Contributions , Reimbursements	3,026,858	3,943,966
167,717	Fees and Charges	167,263	189,666
52,746	Interest Received	98,514	51,120
410,000	Goods and Services Tax	73,665	85,000
11,860	Other	11,330	46,948
\$4,687,420		\$5,351,878	\$6,038,451
(\$2,593,769)	Net Cash flows from Operating Activities	9	\$1,282,287
	Cash flows from investing activities		
	Payments		
0	Purchase Tools	0	0
(971,718)	Purchase Land and Buildings	(641,194)	(710,779)
(1,273,556)	Purchase Infrastructure Assets- Roads	(538,297)	(1,302,479)
(50,000)	Purchase Infrastructure Assets - Recreational Facilities	0	(458,000)
(123,658)	Purchase Infrastructure Assets - Other	0	(138,658)
(887,000)	Purchase Plant and Equipment	(1,023,717)	(482,700)
(83,500)	Purchase Furniture and Equipment	(9,950)	(89,588)
(3,389,432)		(2,213,158)	(3,182,204)
	Receipts		
0	Disposal of Land	0	0
0	Disposal of Furniture and Equipment	0	0
520,000	Disposal of Plant and Equipment	806,535	206,107
0	Contributions from Other Parties	0	0
520,000		806,535	206,107
(\$2,869,432)	Net cash flows from investing activities	(\$1,406,623)	(\$2,976,097)
	Cash flows from financing activities		
(80,198)	Loan Repayments -Principal	(80,198)	(83,878)
0	Loan Borrowings	0	0
0	Principal Repayments Received	0	0
(\$80,198)	Net cash flows from financing activities	(\$80,198)	(\$83,878)
	Cash flows from government		
	Receipts from appropriate grants		
3,621,853	Non- Operating Grants,Subsidies ,Contributions	968,497	1,022,310
\$3,621,853	Net cash Provided By Government	\$968,497	\$1,022,310
(\$1,921,546)	Net (decrease)/increase in cash held	(\$1,256,526)	(\$755,378)
3,716,896	Cash at the Beginning of Reporting Period	25	2,460,370
\$1,795,350	Cash at the End of Reporting Period	5	\$1,704,992

This statement is to be read in conjunction with the accompanying notes.

SHIRE OF YALGOO
NOTES TO AND FORMING PART OF THE ANNUAL BUDGET
FOR THE YEAR ENDING 30TH JUNE 2017

1 SIGNIFICANT ACCOUNTING POLICIES

(a) Basis of Preparation

The budget has been prepared in accordance with applicable Australian Accounting Standards (as they apply to local government and not-for-profit entities), Australian Accounting Interpretations, other authoritative pronouncements of the Australian Accounting Standards Board, the Local Government Act 1995 and accompanying regulations. Material accounting policies which have been adopted in the preparation of this budget are presented below and have been consistently applied unless stated otherwise.

Except for cash flow and rate setting information, the budget has also been prepared on the accrual basis and is based on historical costs, modified, where applicable, by the measurement at fair value of selected non-current assets, financial assets and liabilities.

The Local Government Reporting Entity

All Funds through which the Council controls resources to carry on its functions have been included in the financial statements forming part of this budget.

In the process of reporting on the local government as a single unit, all transactions and balances between those Funds (for example, loans and transfers between Funds) have been eliminated.

All monies held in the Trust Fund are excluded from the financial statements. A separate statement of those monies appears at Note 10 to this budget document.

(b) 2015-16 Actual Balances

Balances shown in this budget as 2015/16 Actual are as forecast at the time of budget preparation and are subject to final adjustments.

(c) Rounding Off Figures

All figures shown in this budget, other than a rate in the dollar, are rounded to the nearest dollar.

(d) Rates, Grants, Donations and Other Contributions

Rates, grants, donations and other contributions are recognised as revenues when the local government obtains control over the assets comprising the contributions.

Control over assets acquired from rates is obtained at the commencement of the rating period or, where earlier, upon receipt of the rates.

(e) Goods and Services Tax (GST)

Revenues, expenses and assets are recognised net of the amount of GST, except where the amount of GST incurred is not recoverable from the Australian Taxation Office (ATO).

Receivables and payables are stated inclusive of GST receivable or payable. The net amount of GST recoverable from, or payable to, the ATO is included with receivables or payables in the statement of financial position.

Cash flows are presented on a Gross basis. The GST components of cash flows arising from investing or financing activities which are recoverable from, or payable to, the ATO are presented as operating cash flows.

(f) Superannuation

The Council contributes to a number of Superannuation Funds on behalf of employees.

All funds to which the Council contributes are defined contribution plans.

SHIRE OF YALGOO
NOTES TO AND FORMING PART OF THE ANNUAL BUDGET
FOR THE YEAR ENDING 30TH JUNE 2017

1 SIGNIFICANT ACCOUNTING POLICIES (Continued)

(g) Cash and Cash Equivalents

Cash and cash equivalents include cash on hand, cash at bank, deposits available on demand with banks, other short term highly liquid investments that are readily convertible to known amounts of cash and which are subject to an insignificant risk of changes in value and bank overdrafts.

Bank overdrafts are shown as short term borrowings in current liabilities in the statement of financial position.

(h) Trade and Other Receivables

Trade and other receivables include amounts due from ratepayers for unpaid rates and service charges and other amounts due from third parties for goods sold and services performed in the ordinary course of business.

Receivables expected to be collected within 12 months of the end of the reporting period are classified as current assets. All other receivables are classified as non-current assets.

Collectability of trade and other receivables is reviewed on an ongoing basis. Debts that are known to be uncollectible are written off when identified. An allowance for doubtful debts is raised when there is objective evidence that they will not be collectible.

(i) Inventories

General

Inventories are measured at the lower of cost and net realisable value.

Net realisable value is the estimated selling price in the ordinary course of business less the estimated costs of completion and the estimated costs necessary to make the sale.

Land Held for Resale

Land held for development and sale is valued at the lower of cost and net realisable value. Cost includes the cost of acquisition, development, borrowing costs and holding costs until completion of development. Finance costs and holding charges incurred after development is completed are expensed.

Gains and losses are recognised in profit or loss at the time of signing an unconditional contract of sale if significant risks and rewards, and effective control over the land, are passed on to the buyer at this point.

Land held for sale is classified as current except where it is held as non-current based on Council's intentions to release for sale.

(j) Fixed Assets

Each class of fixed assets within either property, plant and equipment or infrastructure, is carried at cost or fair value as indicated less, where applicable, any accumulated depreciation and impairment losses.

Mandatory Requirement to Revalue Non-Current Assets

Effective from 1 July 2012, the Local Government (Financial Management) Regulations were amended and the measurement of non-current assets at Fair Value became mandatory.

SHIRE OF YALGOO
NOTES TO AND FORMING PART OF THE ANNUAL BUDGET
FOR THE YEAR ENDING 30TH JUNE 2017

1 SIGNIFICANT ACCOUNTING POLICIES (Continued)

(j) Fixed Assets (Continued)

The amendments allow for a phasing in of fair value in relation to fixed assets over three years as follows:

(a) for the financial year ending on 30 June 2013, the fair value of all of the assets of the local government that are plant and equipment; and

(b) for the financial year ending on 30 June 2014, the fair value of all of the assets of the local government -

(i) that are plant and equipment; and

(ii) that are -

(I) land and buildings; or

(II) infrastructure;

and

(c) for a financial year ending on or after 30 June 2015, the fair value of all of the assets of the local government.

Thereafter, in accordance with the regulations, each asset class must be revalued at least every 3 years.

In 2013, Council commenced the process of adopting Fair Value in accordance with the Regulations.

Relevant disclosures, in accordance with the requirements of Australian Accounting Standards, have been made in the budget as necessary.

Land Under Control

In accordance with Local Government (Financial Management) Regulation 16(a), the Council was required to include as an asset (by 30 June 2013), Crown Land operated by the local government as a golf course, showground, racecourse or other sporting or recreational facility of state or regional significance.

Upon initial recognition, these assets were recorded at cost in accordance with AASB 116. They were then classified as Land and revalued along with other land in accordance with the other policies detailed in this Note.

Whilst they were initially recorded at cost (being fair value at the date of acquisition (deemed cost) as per AASB 116) they were revalued along with other items of Land and Buildings at 30 June 2014.

Initial Recognition and Measurement between Mandatory Revaluation Dates

All assets are initially recognised at cost and subsequently revalued in accordance with the mandatory measurement framework detailed above.

In relation to this initial measurement, cost is determined as the fair value of the assets given as consideration plus costs incidental to the acquisition. For assets acquired at no cost or for nominal consideration, cost is determined as fair value at the date of acquisition. The cost of non-current assets constructed by the Council includes the cost of all materials used in construction, direct labour on the project and an appropriate proportion of variable and fixed overheads.

Individual assets acquired between initial recognition and the next revaluation of the asset class in accordance with the mandatory measurement framework detailed above, are carried at cost less accumulated depreciation as management believes this approximates fair value. They will be subject to subsequent revaluation of the next anniversary date in accordance with the mandatory measurement framework detailed above.

SHIRE OF YALGOO
NOTES TO AND FORMING PART OF THE ANNUAL BUDGET
FOR THE YEAR ENDING 30TH JUNE 2017

1 SIGNIFICANT ACCOUNTING POLICIES (Continued)

(j) Fixed Assets (Continued)

Revaluation

Increases in the carrying amount arising on revaluation of assets are credited to a revaluation surplus in equity. Decreases that offset previous increases of the same asset are recognised against revaluation surplus directly in equity. All other decreases are recognised in profit or loss.

Transitional Arrangement

During the time it takes to transition the carrying value of non-current assets from the cost approach to the fair value approach, the Council may still be utilising both methods across differing asset classes.

Those assets carried at cost will be carried in accordance with the policy detailed in the ***Initial Recognition*** section as detailed above.

Those assets carried at fair value will be carried in accordance with the ***Revaluation*** Methodology section as detailed above.

Land Under Roads

In Western Australia, all land under roads is Crown land, the responsibility for managing which, is vested in the local government.

Effective as at 1 July 2008, Council elected not to recognise any value for land under roads acquired on or before 30 June 2008. This accords with the treatment available in Australian Accounting Standard AASB 1051 Land Under Roads and the fact Local Government (Financial Management) Regulation 16(a)(i) prohibits local governments from recognising such land as an asset.

In respect of land under roads acquired on or after 1 July 2008, as detailed above, Local Government (Financial Management) Regulation 16(a)(i) prohibits local governments from recognising such land as an asset.

Whilst such treatment is inconsistent with the requirements of AASB 1051, Local Government (Financial Management) Regulation 4(2) provides, in the event of such an inconsistency, the Local Government (Financial Management) Regulations prevail.

Consequently, any land under roads acquired on or after 1 July 2008 is not included as an asset of the Council.

Depreciation

The depreciable amount of all fixed assets including buildings but excluding freehold land, are depreciated on a straight-line basis over the individual asset's useful life from the time the asset is held ready for use. Leasehold improvements are depreciated over the shorter of either the unexpired period of the lease or the estimated useful life of the improvements.

SHIRE OF YALGOO
NOTES TO AND FORMING PART OF THE ANNUAL BUDGET
FOR THE YEAR ENDING 30TH JUNE 2017

1 SIGNIFICANT ACCOUNTING POLICIES (Continued)

(j) Fixed Assets (Continued)

Major depreciation periods used for each class of depreciable asset are:

Buildings	35 years
Furniture and Equipment	3 to 10 years
Plant and Equipment	5 to 10 years
Infrastructure	
Sealed roads and streets	
clearing and earthworks	not depreciated
construction/road base	41 years
original surfacing and	
major re-surfacing	
- bituminous seals	15 years
Gravel roads	
clearing and earthworks	not depreciated
construction/road base	23 years
gravel sheet	23 years
Formed roads (unsealed)	
clearing and earthworks	not depreciated
construction/road base	14 years
Footpaths - slab	not depreciated

The assets residual values and useful lives are reviewed, and adjusted if appropriate, at the end of each reporting period.

An asset's carrying amount is written down immediately to its recoverable amount if the asset's carrying amount is greater than its estimated recoverable amount.

Gains and losses on disposals are determined by comparing proceeds with the carrying amount. These gains and losses are included in profit or loss in the period which they arise.

When revalued assets are sold, amounts included in the revaluation surplus relating to that asset are transferred to retained surplus.

Capitalisation Threshold

Expenditure on items of equipment under \$2,000 is not capitalised. Rather, it is recorded on an asset inventory listing.

(k) Fair Value of Assets and Liabilities

When performing a revaluation, the Council uses a mix of both independent and management valuations using the following as a guide:

Fair Value is the price that Council would receive to sell the asset or would have to pay to transfer a liability, in an orderly (i.e. unforced) transaction between independent, knowledgeable and willing market participants at the measurement date.

SHIRE OF YALGOO
NOTES TO AND FORMING PART OF THE ANNUAL BUDGET
FOR THE YEAR ENDING 30TH JUNE 2017

1 SIGNIFICANT ACCOUNTING POLICIES (Continued)

(k) Fair Value of Assets and Liabilities (Continued)

As fair value is a market-based measure, the closest equivalent observable market pricing information is used to determine fair value. Adjustments to market values may be made having regard to the characteristics of the specific asset. The fair values of assets that are not traded in an active market are determined using one or more valuation techniques. These valuation techniques maximise, to the extent possible, the use of observable market data.

To the extent possible, market information is extracted from either the principal market for the asset (i.e. the market with the greatest volume and level of activity for the asset or, in the absence of such a market, the most advantageous market available to the entity at the end of the reporting period (ie the market that maximises the receipts from the sale of the asset after taking into account transaction costs and transport costs).

For non-financial assets, the fair value measurement also takes into account a market participant's ability to use the asset in its highest and best use or to sell it to another market participant that would use the asset in its highest and best use.

Fair Value Hierarchy

AASB 13 requires the disclosure of fair value information by level of the fair value hierarchy, which categorises fair value measurement into one of three possible levels based on the lowest level that an input that is significant to the measurement can be categorised into as follows:

Level 1

Measurements based on quoted prices (unadjusted) in active markets for identical assets or liabilities that the entity can access at the measurement date.

Level 2

Measurements based on inputs other than quoted prices included in Level 1 that are observable for the asset or liability, either directly or indirectly.

Level 3

Measurements based on unobservable inputs for the asset or liability.

The fair values of assets and liabilities that are not traded in an active market are determined using one or more valuation techniques. These valuation techniques maximise, to the extent possible, the use of observable market data. If all significant inputs required to measure fair value are observable, the asset or liability is included in Level 2. If one or more significant inputs are not based on observable market data, the asset or liability is included in Level 3.

Valuation techniques

The Council selects a valuation technique that is appropriate in the circumstances and for which sufficient data is available to measure fair value. The availability of sufficient and relevant data primarily depends on the specific characteristics of the asset or liability being measured. The valuation techniques selected by the Council are consistent with one or more of the following valuation approaches:

Market

Valuation techniques that use prices and other relevant information generated by market transactions for identical or similar assets or liabilities.

SHIRE OF YALGOO
NOTES TO AND FORMING PART OF THE ANNUAL BUDGET
FOR THE YEAR ENDING 30TH JUNE 2017

1 SIGNIFICANT ACCOUNTING POLICIES (Continued)

(k) Fair Value of Assets and Liabilities (Continued)

Income

Valuation techniques that convert estimated future cash flows or income and expenses into a single discounted present value.

Cost

Valuation techniques that reflect the current replacement cost of an asset at its current service capacity.

Each valuation technique requires inputs that reflect the assumptions that buyers and sellers would use when pricing the asset or liability, including assumptions about risks. When selecting a valuation technique, the Council gives priority to those techniques that maximise the use of observable inputs and minimise the use of unobservable inputs. Inputs that are developed using market data (such as publicly available information on actual transactions) and reflect the assumptions that buyers and sellers would generally use when pricing the asset or liability and considered observable, whereas inputs for which market data is not available and therefore are developed using the best information available about such assumptions are considered unobservable.

As detailed above, the mandatory measurement framework imposed by the Local Government (Financial Management) Regulations requires, as a minimum, all assets carried at a revalued amount to be revalued at least every 3 years.

(l) Financial Instruments

Initial Recognition and Measurement

Financial assets and financial liabilities are recognised when the Council becomes a party to the contractual provisions to the instrument. For financial assets, this is equivalent to the date that the Council commits itself to either the purchase or sale of the asset (ie trade date accounting is adopted).

Financial instruments are initially measured at fair value plus transaction costs, except where the instrument is classified 'at fair value through profit or loss', in which case transaction costs are expensed to profit or loss immediately.

Classification and Subsequent Measurement

Financial instruments are subsequently measured at fair value, amortised cost using the effective interest rate method, or cost.

Amortised cost is calculated as:

- (a) the amount in which the financial asset or financial liability is measured at initial recognition;
- (b) less principal repayments and any reduction for impairment; and
- (c) plus or minus the cumulative amortisation of the difference, if any, between the amount initially recognised and the maturity amount calculated using the effective interest rate method.

SHIRE OF YALGOO
NOTES TO AND FORMING PART OF THE ANNUAL BUDGET
FOR THE YEAR ENDING 30TH JUNE 2017

1 SIGNIFICANT ACCOUNTING POLICIES (Continued)

(I) Financial Instruments (Continued)

The effective interest method is used to allocate interest income or interest expense over the relevant period and is equivalent to the rate that discounts estimated future cash payments or receipts (including fees, transaction costs and other premiums or discounts) through the expected life (or when this cannot be reliably predicted, the contractual term) of the financial instrument to the net carrying amount of the financial asset or financial liability. Revisions to expected future net cash flows will necessitate an adjustment to the carrying value with a consequential recognition of an income or expense in profit or loss.

(i) Financial assets at fair value through profit and loss

Financial assets are classified at "fair value through profit or loss" when they are held for trading for the purpose of short term profit taking. Assets in this category are classified as current assets. Such assets are subsequently measured at fair value with changes in carrying amount being included in profit or loss.

(ii) Loans and receivables

Loans and receivables are non-derivative financial assets with fixed or determinable payments that are not quoted in an active market and are subsequently measured at amortised cost. Gains or losses are recognised in profit or loss.

Loans and receivables are included in current assets where they are expected to mature within 12 months after the end of the reporting period.

(iii) Held-to-maturity investments

Held-to-maturity investments are non-derivative financial assets with fixed maturities and fixed or determinable payments that the Council's management has the positive intention and ability to hold to maturity. They are subsequently measured at amortised cost. Gains or losses are recognised in profit or loss.

Held-to-maturity investments are included in current assets where they are expected to mature within 12 months after the end of the reporting period. All other investments are classified as non-current.

(iv) Available-for-sale financial assets

Available-for-sale financial assets are non-derivative financial assets that are either not suitable to be classified into other categories of financial assets due to their nature, or they are designated as such by management. They comprise investments in the equity of other entities where there is neither a fixed maturity nor fixed or determinable payments.

They are subsequently measured at fair value with changes in such fair value (i.e. gains or losses) recognised in other comprehensive income (except for impairment losses). When the financial asset is derecognised, the cumulative gain or loss pertaining to that asset previously recognised in other comprehensive income is reclassified into profit or loss.

Available-for-sale financial assets are included in current assets, where they are expected to be sold within 12 months after the end of the reporting period. All other available for sale financial assets are classified as non-current.

(v) Financial liabilities

Non-derivative financial liabilities (excl. financial guarantees) are subsequently measured at amortised cost. Gains or losses are recognised in the profit or loss.

SHIRE OF YALGOO
NOTES TO AND FORMING PART OF THE ANNUAL BUDGET
FOR THE YEAR ENDING 30TH JUNE 2017

1 SIGNIFICANT ACCOUNTING POLICIES (Continued)

(l) Financial Instruments (Continued)

A financial asset is deemed to be impaired if, and only if, there is objective evidence of impairment as a result of one or more events (a "loss event") having occurred, which has an impact on the estimated future cash flows of the financial asset(s).

In the case of available-for-sale financial assets, a significant or prolonged decline in the market value of the instrument is considered a loss event. Impairment losses are recognised in profit or loss immediately. Also, any cumulative decline in fair value previously recognised in other comprehensive income is reclassified to profit or loss at this point.

In the case of financial assets carried at amortised cost, loss events may include: indications that the debtors or a group of debtors are experiencing significant financial difficulty, default or delinquency in interest or principal payments; indications that they will enter bankruptcy or other financial reorganisation; and changes in arrears or economic conditions that correlate with defaults.

For financial assets carried at amortised cost (including loans and receivables), a separate allowance account is used to reduce the carrying amount of financial assets impaired by credit losses. After having taken all possible measures of recovery, if management establishes that the carrying amount cannot be recovered by any means, at that point the written-off amounts are charged to the allowance account or the carrying amount of impaired financial assets is reduced directly if no impairment amount was previously recognised in the allowance account.

Derecognition

Financial assets are derecognised where the contractual rights for receipt of cash flows expire or the asset is transferred to another party, whereby the Council no longer has any significant continual involvement in the risks and benefits associated with the asset.

Financial liabilities are derecognised where the related obligations are discharged, cancelled or expired. The difference between the carrying amount of the financial liability extinguished or transferred to another party and the fair value of the consideration paid, including the transfer of non-cash assets or liabilities assumed, is recognised in profit or loss.

(m) Impairment of Assets

In accordance with Australian Accounting Standards the Council's assets, other than inventories, are assessed at each reporting date to determine whether there is any indication they may be impaired.

Where such an indication exists, an impairment test is carried out on the asset by comparing the recoverable amount of the asset, being the higher of the asset's fair value less costs to sell and value in use, to the asset's carrying amount.

Any excess of the asset's carrying amount over its recoverable amount is recognised immediately in profit or loss, unless the asset is carried at a revalued amount in accordance with another standard (e.g. AASB 116) whereby any impairment loss of a revaluation decrease in accordance with that other standard.

SHIRE OF YALGOO
NOTES TO AND FORMING PART OF THE ANNUAL BUDGET
FOR THE YEAR ENDING 30TH JUNE 2017

1 SIGNIFICANT ACCOUNTING POLICIES (Continued)

(m) Impairment of Assets (Continued)

For non-cash generating assets such as roads, drains, public buildings and the like, value in use is represented by the depreciated replacement cost of the asset.

At the time of adopting this budget, it is not possible to estimate the amount of impairment losses (if any) as at 30 June 2017.

In any event, an impairment loss is a non-cash transaction and consequently, has no impact on this budget document.

(n) Trade and Other Payables

Trade and other payables represent liabilities for goods and services provided to the Council prior to the end of the financial year that are unpaid and arise when the Council becomes obliged to make future payments in respect of the purchase of these goods and services. The amounts are unsecured, are recognised as a current liability and are normally paid within 30 days of recognition.

(o) Employee Benefits

Short-Term Employee Benefits

Provision is made for the Council's obligations for short-term employee benefits. Short-term employee benefits are benefits (other than termination benefits) that are expected to be settled wholly before 12 months after the end of the annual reporting period in which the employees render the related service, including wages, salaries and sick leave. Short-term employee benefits are measured at the (undiscounted) amounts expected to be paid when the obligation is settled.

The Council's obligations for short-term employee benefits such as wages, salaries and sick leave are recognised as a part of current trade and other payables in the statement of financial position. The Council's obligations for employees' annual leave and long service leave entitlements are recognised as provisions in the statement of financial position.

Other Long-Term Employee Benefits

Provision is made for employees' long service leave and annual leave entitlements not expected to be settled wholly within 12 months after the end of the annual reporting period in which the employees render the related service. Other long-term employee benefits are measured at the present value of the expected future payments to be made to employees. Expected future payments incorporate anticipated future wage and salary levels, durations or service and employee departures and are discounted at rates determined by reference to market yields at the end of the reporting period on government bonds that have maturity dates that approximate the terms of the obligations. Any remeasurements for changes in assumptions of obligations for other long-term employee benefits are recognised in profit or loss in the periods in which the changes occur.

The Council's obligations for long-term employee benefits are presented as non-current provisions in its statement of financial position, except where the Council does not have an unconditional right to defer settlement for at least 12 months after the end of the reporting period, in which case the obligations are presented as current provisions.

SHIRE OF YALGOO
NOTES TO AND FORMING PART OF THE ANNUAL BUDGET
FOR THE YEAR ENDING 30TH JUNE 2017

1 SIGNIFICANT ACCOUNTING POLICIES (Continued)

(p) Borrowing Costs

Borrowing costs are recognised as an expense when incurred except where they are directly attributable to the acquisition, construction or production of a qualifying asset. Where this is the case, they are capitalised as part of the cost of the particular asset until such time as the asset is substantially ready for its intended use or sale.

(q) Provisions

Provisions are recognised when the Council has a legal or constructive obligation, as a result of past events, for which it is probable that an outflow of economic benefits will result and that outflow can be reliably measured.

Provisions are measured using the best estimate of the amounts required to settle the obligation at the end of the reporting period.

(r) Current and Non-Current Classification

In the determination of whether an asset or liability is current or non-current, consideration is given to the time when each asset or liability is expected to be settled. The asset or liability is classified as current if it is expected to be settled within the next 12 months, being the Council's operational cycle. In the case of liabilities where the Council does not have the unconditional right to defer settlement beyond 12 months, such as vested long service leave, the liability is classified as current even if not expected to be settled within the next 12 months. Inventories held for trading are classified as current even if not expected to be realised in the next 12 months except for land held for sale where it is held as non-current based on the Council's intentions to release for sale.

(s) Comparative Figures

Where required, comparative figures have been adjusted to conform with changes in presentation for the current budget year.

(t) Budget Comparative Figures

Unless otherwise stated, the budget comparative figures shown in this budget document relate to the original budget estimate for the relevant item of disclosure.

SHIRE OF YALGOO
NOTES TO AND FORMING PART OF THE ANNUAL BUDGET
FOR THE YEAR ENDING 30TH JUNE 2017

2 OPERATING, REVENUES AND EXPENSES

The Net Result as reported in the Annual Budget includes:

Adopted Budget 2015-16		Actual 2014-15	Adopted Budget 2015-16
\$		\$	\$
	Charging as Expenses		
1,165,455	Depreciation on Non-Current Assets	1,277,260	1,271,900
	Crediting as Income		
0	Profit/(Loss) on Sale of Non-Current Assets		
0	Land	(20,000)	0
(26,000)	Buildings	0	0
0	Plant and Equipment	(188,565)	51,107
0	Furniture and Equipment	0	0
(26,000)		(208,565)	51,107

3 DESCRIPTION OF FUNCTIONS/ACTIVITIES

The principal activities of Council for the Local Government of the Shire of Yalgoo covers the provisions of law, order, public safety services, education services, health services, welfare services, housing services, community amenities, recreation and cultural services, transport services, economic services, and other property services as permitted under the Local Government Act or other written law.

Description of Programs

General Purpose Funding

Rates Levied, Interest on Late Payment of Rates, General Purpose Grants and Interest Received on Investments.

Governance

Member of Council Allowances and Reimbursements, Civic Functions, Election Expenses, and Administration Expenses.

Law, Order, Public Safety

Supervision of various Local Laws, Fire Prevention and Animal Control.

Health

Environmental Health, Food Control, Pest Control, Health Centre, Ambulance and Dental Services

Education and Welfare

Pre-Schools and other Education.

Housing

Staff and Other Housing.

Community Amenities

Refuse Collection Services, Landfill Site Operations, Protection of the Environment, Administration of the Town Planning Scheme, Cemetery, Public Conveniences and Community Bus.

Recreation and Culture

Maintenance of Halls, Water Park, Reserves, Libraries and Other Culture.

Transport

Maintenance of Roads, Drainage Works, Footpaths, Street Lighting, Crossovers, Verge Maintenance, Street Sweeping and Airstrip Maintenance.

Economic Services

Rural Services, Area Promotion, Implementation of Building Controls, Caravan Park and Economic Development Services.

Other Property and Services

Private Works, Public Works Overheads, Plant Operations, Materials, Salaries and Wages Controls and Other Unclassified Activities.

SHIRE OF YALGOO
NOTES TO AND FORMING PART OF THE ANNUAL BUDGET
FOR THE YEAR ENDING 30TH JUNE 2017

6 DISPOSAL OF ASSETS

(A) DISPOSAL OF ASSETS BY CLASS

	Proceeds Sale of Assets	Written Down Value	Gain/(Loss) on Disposal
	\$	\$	\$
Asset by Class			
Furniture and Equipment	0	0	0
Land and Buildings	0	0	0
Plant and Equipment	206,107	155,000	51,107
TOTAL BY CLASS OF ASSETS	206,107	155,000	51,107

(B) DISPOSAL OF ASSETS BY PROGRAM

	Proceeds Sale of Assets	Written Down Value	Gain/(Loss) on Disposal
	\$	\$	\$
Governance	0	0	0
Governance	0	0	0
Law, Order, Public Safety	0	0	0
Health	0	0	0
Education and Welfare	0	0	0
Housing	0	0	0
Community Amenities	0	0	0
Recreation and Culture	40,000	38,000	2,000
Transport	99,107	52,000	47,107
Economic Services	0	0	0
Other Property and Services	67,000	65,000	2,000
TOTAL BY PROGRAM	206,107	155,000	51,107

(C) SUMMARY

Profit on Asset Disposals	61,107
Loss on Asset Disposal	(10,000)
	<u>51,107</u>

(D) BORROWING COSTS INCURRED AND CAPITALISED AS PART OF A QUALIFYING ASSET

No Borrowing Costs were incorporated in the Annual Budget.

7 BORROWINGS INFORMATION

(a) Loans Raised in Financial Year

Adopted Budget 2015-16		Actual 2015-16	Adopted Budget 2016-17
\$		\$	\$
0	The Shire does not propose to borrow funds in the 2016/2017 financial year.		
	Amount Borrowed		
	Loan 56 - Staff Housing	400,000	0
323,525	Amount Held in the Building Reserve Fund as a Restricted Asset	341,163	323,525
0	Amount Held in the Municipal Fund as a Restricted Asset	58,837	0
323,525	CLOSING BALANCE	400,000	323,525

The Shire proposes to utilise \$76,475 from unspent Loan 56 funds partly held in the Municipal Fund \$58,837 and \$26,153 held in the Building Reserve Fund to partly finance the Construction of the Arts and Crafts Centre. Refer Note 8(c).

SHIRE OF YALGOO
NOTES TO AND FORMING PART OF THE ANNUAL BUDGET
FOR THE YEAR ENDING 30TH JUNE 2017

7 BORROWINGS INFORMATION (continued)

(b) Loan Repayments

Program	Loan No.	Principal 01.07.16	Loans Raised		Interest		Loan Repayment		Principal 30.6.2017 Budget
			Actual 2015-2016	Budget 2016-17	Actual 2015-2016	Budget 2016-17	Actual 2015-2016	Budget 2016-17	
		\$	\$	\$	\$	\$	\$	\$	\$
Housing									
Loan 53 -19a and b Stanley		127,475	0	0	8,966	8,118	12,751	13,612	113,863
Loan 55 -18c and d Shamrock		166,138	0	0	11,289	10,293	15,443	16,455	149,683
Loan 56 -Staff Housing		332,164	0	0	11,139	9,744	45,564	46,960	285,204
Community Amenities									
Loan 54 -Public Toilets		68,793	0	0	4,566	4,161	6,440	6,852	61,941
		694,570	0	0	35,960	32,316	80,198	83,879	610,691
Less Change in Net Accrual					(213)				
TOTAL		694,570	0	0	35,747	32,316	80,198	83,879	610,691
Loan Repayments to be financed by the Shire					35,747	32,316	80,198	83,879	
Loan Repayments reimbursed from external sources					0	0	0	0	
TOTAL					35,747	32,316	80,198	83,879	

8 RESERVES

(a) Leave Reserve (Cash Backed)

Purpose - To be used to fund annual and long service leave requirements.

The transactions of the Reserve Fund are summarised as follows:

Adopted Budget 2015-16		Actual 2015-16	Adopted Budget 2016-17
\$		\$	\$
43,808	Opening Balance	43,808	44,852
	Plus Transfer from Accumulated Surplus		
1,108	- Interest Received	1,044	972
	Less Transfer to Accumulated Surplus		
0	- Other	0	0
44,916	CLOSING BALANCE	44,852	45,824

(b) Plant Reserve (Cash Backed)

Purpose - To be used for the purchase of major plant.

The transactions of the Reserve Fund are summarised as follows:

Adopted Budget 2015-16		Actual 2015-16	Adopted Budget 2016-17
\$		\$	\$
54,212	Opening Balance	54,213	55,505
	Plus Transfer from Accumulated Surplus		
1,353	- Interest Received	1,292	1,203
	Less Transfer to Accumulated Surplus		
(50,000)	- Plant Purchases	0	0
5,565	CLOSING BALANCE	55,505	56,708

SHIRE OF YALGOO
NOTES TO AND FORMING PART OF THE ANNUAL BUDGET
FOR THE YEAR ENDING 30TH JUNE 2017

8 RESERVES (Continued)

(c) Building Reserve (Cash Backed)

Purpose - To be used for the replacement of council properties including housing and other properties.

The transactions of the Reserve Fund are summarised as follows:

Adopted Budget 2015-16		Actual 2015-16	Adopted Budget 2016-17
\$		\$	\$
341,163	Opening Balance	341,162	349,294
	Plus Transfer from Accumulated Surplus		
8,525	- Interest Received	8,132	7,568
0	- Other	0	58,837
	Less Transfer to Accumulated Surplus		
(26,163)	- Other Arts and Craft Building	0	(76,475)
323,525	CLOSING BALANCE	349,294	339,224

(d) Yalgoo Ninghan Road Reserve (Cash Backed)

Purpose - To be used to maintain the sealed Yalgoo Ninghan Road.

The transactions of the Reserve Fund are summarised as follows:

Adopted Budget 2015-16		Actual 2015-16	Adopted Budget 2016-17
\$		\$	\$
304,480	Opening Balance	304,480	311,737
	Plus Transfer from Accumulated Surplus		
4,313	- Interest Received	7,257	6,754
0	- Other Unspent Contribution MMG	0	0
	Less Transfer to Accumulated Surplus		
0	- Other	0	0
308,793	CLOSING BALANCE	311,737	318,491

(e) Sports Complex Reserve (Cash Backed)

Purpose - For the development of new recreational facilities.

The transactions of the Reserve Fund are summarised as follows:

Adopted Budget 2015-16		Actual 2015-16	Adopted Budget 2016-17
\$		\$	\$
85,170	Opening Balance	85,170	87,200
	Plus Transfer from Accumulated Surplus		
2,129	- Interest Received	2,030	1,889
0	- Other	0	0
	Less Transfer to Accumulated Surplus		
0	- Other	0	0
87,299	CLOSING BALANCE	87,200	89,089

SHIRE OF YALGOO
NOTES TO AND FORMING PART OF THE ANNUAL BUDGET
FOR THE YEAR ENDING 30TH JUNE 2017

8 RESERVES (Continued)

(f) Housing Maintenance Reserve (Cash Backed)

Purpose - For the maintenance of staff and other housing owned by the Shire.

The transactions of the Reserve Fund are summarised as follows:

Adopted Budget 2015-16		Actual 2015-16	Adopted Budget 2016-17
\$		\$	\$
109,583	Opening Balance	109,584	112,196
2,739	Plus Transfer from Accumulated Surplus		
	- Interest Received	2,612	2,431
0	Less Transfer to Accumulated Surplus		
	- Other	0	0
112,322	CLOSING BALANCE	112,196	114,627

(g) General Road Reserve (Cash Backed)

Purpose - For the maintenance of grids, etc on roads in the Shire.

The transactions of the Reserve Fund are summarised as follows:

Adopted Budget 2015-16		Actual 2015-16	Adopted Budget 2016-17
\$		\$	\$
114,889	Opening Balance	114,889	117,627
2,872	Plus Transfer from Accumulated Surplus		
	- Interest Received	2,738	2,549
117,761	CLOSING BALANCE	117,627	120,176

(h) Community Amenities Maintenance Reserve (Cash Backed)

Purpose - For the maintenance of community amenities.

The transactions of the Reserve Fund are summarised as follows:

Adopted Budget 2015-16		Actual 2015-16	Adopted Budget 2016-17
\$		\$	\$
241,478	Opening Balance	241,479	247,235
6,035	Plus Transfer from Accumulated Surplus		
0	- Interest Received	5,756	5,357
	- Other	0	0
0	Less Transfer to Accumulated Surplus		
	- Other	0	0
247,513	CLOSING BALANCE	247,235	252,592

(i) HCP Reserve (Cash Backed)

Purpose - For future community projects operating expenditure.

The transactions of the Reserve Fund are summarised as follows:

Adopted Budget 2015-16		Actual 2015-16	Adopted Budget 2016-17
\$		\$	\$
126,044	Opening Balance	126,044	129,048
3,150	Plus Transfer from Accumulated Surplus		
0	- Interest Received	3,004	2,796
	- Other	0	0
0	Less Transfer to Accumulated Surplus		
	- Other	0	0
129,194	CLOSING BALANCE	129,048	131,844

SHIRE OF YALGOO
NOTES TO AND FORMING PART OF THE ANNUAL BUDGET
FOR THE YEAR ENDING 30TH JUNE 2017

8 RESERVES (Continued)

(j) Yalgoo - Morawa Road Reserve (Cash Backed)

Purpose - To be used to maintain the sealed Yalgoo Morawa Road.

The transactions of the Reserve Fund are summarised as follows:

Adopted Budget 2015-16		Actual 2015-16	Adopted Budget 2016-17
\$		\$	\$
134,845	Opening Balance	134,844	138,058
	Plus Transfer from Accumulated Surplus		
3,370	- Interest Received	3,214	2,991
0	- Other	0	0
	Less Transfer to Accumulated Surplus		
0	- Other	0	0
138,215	CLOSING BALANCE	138,058	141,049

(k) Superannuation back Pay Reserve (Cash Backed)

Purpose - For the purpose of paying any superannuation and back pay costs.

The transactions of the Reserve Fund are summarised as follows:

Adopted Budget 2015-16		Actual 2015-16	Adopted Budget 2016-17
\$		\$	\$
22	Opening Balance	21	21
	Plus Transfer from Accumulated Surplus		
0	- Interest Received	0	0
0	- Other	0	0
	Less Transfer to Accumulated Surplus		
0	- Other	0	0
22	CLOSING BALANCE	21	21

(l) Office Equipment Reserve (Cash Backed)

Purpose - For the purpose of purchase of new office equipment and the maintenance of existing equipment.

The transactions of the Reserve Fund are summarised as follows:

Adopted Budget 2015-16		Actual 2015-16	Adopted Budget 2016-17
\$		\$	\$
3,221	Opening Balance	3,221	3,298
	Plus Transfer from Accumulated Surplus		
81	- Interest Received	77	72
0	- Other	0	0
	Less Transfer to Accumulated Surplus		
3,302	CLOSING BALANCE	3,298	3,370

(m) Natural Disaster Triggerpoint Reserve (Cash Backed)

Purpose - To be used to fund the Shire mandatory contribution when the Shire receives funding for reparation after natural disaster events.

The transactions of the Reserve Fund are summarised as follows:

Adopted Budget 2015-16		Actual 2015-16	Adopted Budget 2016-17
\$		\$	\$
11,387	Opening Balance	11,387	11,658
	Plus Transfer from Accumulated Surplus		
285	- Interest Received	271	253
0	- Other	0	0
	Less Transfer to Accumulated Surplus		
11,672	CLOSING BALANCE	11,658	11,911

SHIRE OF YALGOO
NOTES TO AND FORMING PART OF THE ANNUAL BUDGET
FOR THE YEAR ENDING 30TH JUNE 2017

8 RESERVES (Continued)

(n) Emergency Road Repair Reserve (Cash Backed)

Purpose - To be used to fund emergency repairs to roads that are damaged by unfunded events (storm damages, vehicular, etc).

The transactions of the Reserve Fund are summarised as follows:

Adopted Budget 2015-16		Actual 2015-16	Adopted Budget 2016-17
\$		\$	\$
7,453	Opening Balance	7,453	7,631
	Plus Transfer from Accumulated Surplus		
186	- Interest Received	178	165
0	- Other	0	0
	Less Transfer to Accumulated Surplus		
7,639	CLOSING BALANCE	7,631	7,796

(o) Road Agreement YA-NI Road Reserve (Cash Backed)

Purpose - To be used for asset renewal of the Yalgoo Ninghan Road relating to RAV road use agreement .

The transactions of the Reserve Fund are summarised as follows:

Adopted Budget 2015-16		Actual 2015-16	Adopted Budget 2016-17
\$		\$	\$
0	Opening Balance	0	0
	Plus Transfer from Accumulated Surplus		
0	- Interest Received	0	0
0	- Other	0	0
0	Less Transfer to Accumulated Surplus		
	CLOSING BALANCE	0	0
1,537,738	TOTAL	1,615,360	1,632,722

9 CASH FLOW INFORMATION

Reconciliation of cash flows from operations with change in net equity resulting from operations.

For the purpose of the Cash Flow Statement, cash includes cash on hand and in or at call deposits with Banks or Financial Institutions.

Adopted Budget 2015-16		Actual 2015-16	Adopted Budget 2016-17
\$		\$	\$
	Change in net equity from operations		
(411,795)	Non cash flows in change in Net Equity	(1,437,226)	1,243,622
1,165,455	Depreciation	1,277,260	1,271,900
26,000	(Profit) loss on sale of Fixed Assets	208,565	(51,107)
(3,621,853)	Government Revenue	(968,497)	(1,022,310)
	Change in Assets and Liabilities		
0	(Increase)/Decrease in Inventory	750	0
528,085	(Increase)/Decrease in Receivables	198,216	68,903
(279,661)	Increase/(Decrease) in Payables	(26,380)	(228,721)
0	Increase/(Decrease) in Employee Provisions	9,109	0
(2,593,769)	Cash flows from Operations	(738,203)	1,282,287
	Credit Standby Arrangements		
50,000	Bank Overdraft Limit	50,000	50,000
0	Bank Overdraft at Balance Date	0	0
6,000	Credit Card Limit	6,000	6,000
0	Credit Card Balance at Balance Date	0	0
56,000	Unused Facility available	56,000	56,000

SHIRE OF YALGOO
NOTES TO AND FORMING PART OF THE ANNUAL BUDGET
FOR THE YEAR ENDING 30TH JUNE 2017

10 TRUST FUND INFORMATION

Funds held at balance date over which the municipality has no control and which are not included in the financial statements are as follows:

PARTICULARS	OPENING	ESTIMATED	ESTIMATED	ESTIMATED
	BALANCE	RECEIPTS	PAYMENTS	CLOSING
	01.07.2016	2016-17	2016-17	30.06.2017
	\$	\$	\$	\$
DEPOSITS				
Yamtji BBMAC	150	0	0	150
Community Bus Bond - School	450	0	0	450
Bus Yalgoo Hall - Annual Bond	300	0	0	300
Casual Complex	1,150	0	0	1,150
Housing Bonds	8,144	0	0	8,144
Land Auction Proceeds	2,500	0	0	2,500
Post office Bonds	30	0	0	30
Casual Hall Bond	150	0	0	150
Library Bond	25	0	0	25
Uallocated	0	0	0	0
Candidates Deposits	320	0	320	0
Museum	9,220	0	0	9,220
Casual Bus Bond	100	100	100	100
Road Agreement Bond	0	0	0	0
TOTAL	22,539	100	420	22,219

11 COMPARISON WITH RATE SETTING BUDGET

Statement of Amounts included in the Rate Setting Statement but which have not been included in the Income Statement.

Adopted Budget 2015-16 \$		Actual	Adopted
		2015-16 \$	Budget 2016-17 \$
	Non Operating Income		
0	Principal Repayment	0	0
0	Proceeds from Disposal of Assets		
520,000	Land and Buildings	0	0
76,163	Plant and Equipment	806,535	206,107
0	Transfer from Reserves	0	76,475
0	Loan Borrowings	0	0
596,163	TOTAL	806,535	282,582
	Non Operating Expenditure		
(971,718)	Purchase Land and Buildings	(641,194)	(710,779)
(887,000)	Purchase Plant and Equipment	(1,023,717)	(482,700)
(83,500)	Purchase Furniture and Equipment	(9,950)	(89,588)
(1,273,556)	Infrastructure Assets-Roads	(538,297)	(1,302,479)
-50,000	Infrastructure Assets-Recreation	0	(458,000)
0	Purchase Tools	0	0
(123,658)	Infrastructure Assets-Other	0	(138,659)
(80,198)	Repayments of Debt-Principal	(80,198)	(83,878)
(36,146)	Transfer to Reserves	(37,605)	(93,837)
(3,505,776)	TOTAL	(2,330,961)	(3,359,920)

SHIRE OF YALGOO
NOTES TO AND FORMING PART OF THE ANNUAL BUDGET
FOR THE YEAR ENDING 30TH JUNE 2017

12 RATING INFORMATION

Statement of Rating Information for the year ending 30 June 2017.

RATE TYPE	2015-16 Actual \$	Rate in \$	Number of Properties	Rateable Value \$	2016-17 Budgeted Rate Revenue \$	2016-17 Budgeted Total Revenue \$
Differential General Rate						
GRV. - Townsites Improved	20,808	0.07454640	32	261,026	19,459	19,459
GRV. - Townsites Vacant	0	0.07454640	0	0	0	0
UV - Pastoral / Rural	55,476	0.06575168	23	861,835	56,667	56,667
UV.- Mining / Mining Tenement	1,560,609	0.37430250	126	3,894,205	1,457,611	1,457,611
UV.- Exploration / Prospecting	144,287	0.19882530	101	726,991	144,544	144,544
Sub-Totals	1,781,180		282	5,744,057	1,678,281	1,678,281
Minimum Payment		Minimum \$				
GRV. - Townsites Improved	1,350	270	5	11,284	1,350	1,350
GRV. - Townsites Vacant	6,820	620	11	1,550	6,820	6,820
UV - Pastoral / Rural	810	270	4	4,786	1,080	1,080
UV.- Mining / Mining Tenement	8,640	270	29	16,983	7,830	7,830
UV.- Exploration / Prospecting	21,060	270	57	40,481	15,390	15,390
Sub-Totals	38,680		106	75,084	32,470	32,470
Discounts (Note 14)	0					0
Total Amount Raised from General Rate	1,819,860					1,710,751
Interim Rating	(43,828)					11,000
Specified Area Rates (Note 12)	0					0
Total Rates	1,776,032					1,721,751

In accordance with Financial Management Regulation 23 Council has imposed the following Rates:

General and Minimum Rate

Adopted Budget 2015-16		Adopted Budget 2016-17
Rate in \$	Differential General Rate	Rate in \$
0.07454640	GRV. - Townsites Improved	0.07454640
0.07454640	GRV. - Townsites Vacant	0.07454640
0.06575168	UV - Pastoral / Rural	0.06575168
0.37430250	UV.- Mining / Mining Tenement	0.37430250
0.19882530	UV.- Exploration / Prospecting	0.19882530
Per Annum	Minimum Rate	Per Annum
\$270.00	GRV. - Townsites Improved	\$270.00
\$620.00	GRV. - Townsites Vacant	\$620.00
\$270.00	UV - Pastoral / Rural	\$270.00
\$270.00	UV.- Mining / Mining Tenement	\$270.00
\$270.00	UV.- Exploration / Prospecting	\$270.00

SHIRE OF YALGOO
NOTES TO AND FORMING PART OF THE ANNUAL BUDGET
FOR THE YEAR ENDING 30TH JUNE 2017

12 RATING INFORMATION (continued)

The Objects and Reasons for Differential General and Minimum Rates

Town Improved - consists of properties located within the townsite boundaries with a predominate residential ,commercial and industrial use.This category is considered by council to be the base rate by which all other GRV properties are assessed and have a different demand and requirement on the Shire services and infrastructure.

Town vacant - consists of vacant properties located within the townsite boundaries that are vacant (no residential,commercial or industrial structures built on the land).The rate in the dollar is the same as the Town Improved category however the minimum rate is higher in order to encourage landowners to undertake development.

Pastoral / Rural -this rating applies to all pastoral leases and land with predominate rural land use.The proposed rate is comparatively lower when compared to the mining / mining tenement and exploration / prospecting categories on the basis that the pastoral industry has minimum impact or requirement on the Shire services and infrastructure.

Mining / Mining Tenement - this category applies to mining leases located within the Shire.The proposed rate is comparatively higher when compared to the pastoral/rural category on the basis that the mining operations require additional ongoing maintenance of the roads network that services this land use along with additional costs associated with the administration of mining tenements.

Exploration /Prospecting - This rating category applies to exploration,prospecting and other general purpose leaseslocated within the Shire.The proposed rate is comparatively higher when compared to the pastoral/rural category and lower than the mining tenement category on the basis that the mining operations require additional and ongoing maintenance of the road network that services the land use,the additional cost associated with the administration of exploration and prospecting leases and the Shire wishes to encourage exploration.

The minimum rate reflects the basic cost incurred by the Council in servicing each lot or dwelling in its district.

For additional information on the rates levied refer to the "Statement of Rating Information".

Specified Area Rates

No specified area rates will be levied during the year 2016/17.

13 SERVICE CHARGES

No service charge will be levied during the year 2016/17.

14 INFORMATION ABOUT DISCOUNTS, INCENTIVES, CONCESSIONS AND WRITE OFFS

No discount on rates is offered for the year 2016/17.

The Council offers the following rate incentive scheme for the 2016/17 financial year:

- Cash prize of \$1,000 to the first drawn of the ratepayers who have paid their rates by due date and in one lump sum

SHIRE OF YALGOO
NOTES TO AND FORMING PART OF THE ANNUAL BUDGET
FOR THE YEAR ENDING 30TH JUNE 2017

15 INTEREST CHARGES FOR THE LATE PAYMENT OF RATES CHARGES

(1) Pursuant to Section 6.51 of the Local Government Act and Financial Management Regulation 27(a) the Shire of Yalgoo has imposed the following rate of interest applicable for the late payment of rates and rubbish charge to apply as follows:

(a) Where no election has been made to pay the rate and rubbish charge by instalments due

- (i) after it becomes due and payable;
- or
- (ii) 35 days after the date of issue of the rate notice

which ever is the later.

(b) Where an election has been made to pay the rate & rubbish charge by instalments and an instalment remains unpaid after its due and payable.

The rate of interest to apply is 11% and the estimated revenue from the imposition of the interest amounts to **\$1,000** for the 2016/17 financial year.

(2) Pursuant to Section 6.45 of the Local Government Act and Financial Management Regulation 27(c) the due date of each instalment is as follows:

1st Instalment	Friday , 21 October 2016
2nd Instalment	Wednesday , 21 December 2016
3rd Instalment	Tuesday , 21 February 2017
4th Instalment	Monday , 24 April 2017

Charges on instalment Plan is \$10.00 Administration Charge and rate of interest of 5.5%, the estimated revenue from the imposition amounts to **\$12,500** for the 2016/17 financial year.

(3) No interest is charged under Section 6.13 of the Local Government 1995 for the late payment of money other than rates.

16 FEES AND CHARGES INFORMATION

In accordance with Financial Management Regulation 25, the estimates of total revenue from Fees and Charges for each program is summarised as follows:

Adopted Budget 2015-16		Actual 2015-16	Adopted Budget 2016-17
\$		\$	\$
10,270	General Purpose Funding	12,444	12,600
0	Governance	0	0
1,300	Law, Order, Public Safety	287	550
17,300	Health	268	618
0	Education and Welfare	0	0
18,000	Housing	19,355	18,000
14,700	Community Amenities	14,897	15,200
2,200	Recreation and Culture	1,102	1,700
0	Transport	650	500
92,247	Economic Services	116,450	111,182
11,700	Other Property and Services	1,810	29,316
167,717	TOTAL FEES AND CHARGES	167,263	189,666

17 INVESTMENTS

Earnings from Investments is summarised as follows:

Adopted Budget 2015-16		Actual 2015-16	Adopted Budget 2016-17
\$		\$	\$
15,000	General Account	13,991	15,000
36,146	Reserve Funds	46,456	35,000
1,600	Other Interest on Late Payment of Rates	38,067	1,120
52,746	TOTAL	98,514	51,120

SHIRE OF YALGOO
NOTES TO AND FORMING PART OF THE ANNUAL BUDGET
FOR THE YEAR ENDING 30TH JUNE 2017

18 COUNCIL MEMBERS - FEES, EXPENSES AND ALLOWANCES

The 2016/2017 Budget provides for the following:

Adopted Budget 2015-16 \$		Actual 2015-16 \$	Adopted Budget 2016-17 \$
23,575	Annual Attendance Fee - Councillor (6)	23,381	35,634
21,000	Telecommunication, Travel, and Information Technology Allowance - Telecommunication	16,334	21,000
66,000	- Travel Expenses	39,611	50,000
8,939	Annual Local Government Allowance - President	8,939	9,864
2,235	- Deputy President	1,552	2,466

19 DEPRECIATION ON NON-CURRENT ASSETS

The Depreciation charge included in the Annual Budget is summarised as follows:

Adopted Budget 2015-16 \$		Actual 2015-16 \$	Adopted Budget 2016-17 \$
0	General Purpose Funding	0	0
150	Governance	162	164
42,087	Law, Order, Public Safety	45,616	45,993
18,121	Health	20,133	19,801
0	Education and Welfare	0	0
70,691	Housing	75,579	76,036
22,725	Community Amenities	24,631	24,834
114,059	Recreation and Culture	133,084	134,025
757,562	Transport	826,535	836,447
54,332	Economic Services	59,349	60,258
85,728	Other Property and Services	92,171	74,342
1,165,455	TOTAL	1,277,260	1,271,900

20 MAJOR LAND TRANSACTIONS

Council did not participate in any trading undertakings.

21 JOINT VENTURE

Council did not participate in any Joint Venture.

22 TRADING UNDERTAKINGS

Council did not participate in any trading undertakings.

23 CAPITAL AND LEASING COMMITMENTS

The shire has entered into an agreement with Datacom for the purchase of the Ozone software licence for the cost of \$200,000 to be paid over a five (5) year period as per the following instalment plan:

2014-15	First Instalment	\$50,000
2015-16	First Instalment	\$50,000
2016-17	First Instalment	\$0
2017-18	First Instalment	\$50,000
2018/19	First Instalment	\$50,000

SHIRE OF YALGOO
NOTES TO AND FORMING PART OF THE ANNUAL BUDGET
FOR THE YEAR ENDING 30TH JUNE 2017

24 FINANCIAL INSTRUMENTS

(a) Interest Rate Risk

The following table details the Shire of Yalgoo exposure to interest rate risks projected to 30th June 2017.

	Average Interest	Variable Interest	Fixed Interest Rate Maturity		Non Interest Bearing	Total
	%	Rate	Less than 1 year	1 to 5 years		
		\$	\$	\$	\$	\$
Financial Assets						
Cash on Hand					200	200
Cash	2.50	1704792			0	1,704,792
Trade Receivables					300,000	300,000
		1,704,792	0	0	300,200	2,004,992
Financial Liabilities						
Creditors					400,000	400,000
Employee entitlements					89,780	89,780
		0	0	0	489,780	489,780

(b) Council does not have any material credit risk exposure to any single debtor under any financial instruments entered into.

(c) The aggregate net fair values and carry amounts of financial assets and financial liabilities are disclosed in the notes to and forming part of the Annual Budget.

25 POSITION AT COMMENCEMENT OF FINANCIAL YEAR

Determination of opening funds:

Adopted Budget 2015-16		Actual 2015-16	Adopted Budget 2016-17
\$		\$	\$
	Current Assets		
200	Cash On Hand	200	200
1,795,150	Cash at Bank	2,460,170	1,704,792
200,000	Receivables	368,903	300,000
1,225	Stock On Hand	475	475
1,996,575		2,829,748	2,005,467
	LESS CURRENT LIABILITIES		
(522,351)	Payables and Provisions	(718,500)	(489,780)
0	Interest Bearing Loans and Borrowings	(83,878)	(83,878)
(522,351)		(802,378)	(573,658)
	Less Reserves (cashed backed)	(1,615,361)	(1,632,722)
(1,537,738)	Less Restricted Unspent Loan Funds In Municipal Fund	-	-
(58,837)	Plus Interest Bearing Loans and Borrowings	83,878	83,878
0	Plus Leave Liabilities	117,035	117,035
122,351	SURPLUS OF CURRENT ASSETS OVER CURRENT LIABILITIES	612,922	0
0			

SHIRE OF YALGOO
NOTES TO AND FORMING PART OF THE ANNUAL BUDGET
FOR THE YEAR ENDING 30TH JUNE 2017

26 ACQUISITION OF ASSETS

The following assets are budgeted to be acquired during the year:

	Adopted Budget 2016-17 \$
By Program	
Governance	
000000- Admin Cente - Refurbish Morning Tea / Public Meeting Room	F & E 5,000
000000-Council Chamber Chairs Replacement	F & E 10,000
000000-Council Chamber Improvements	F & E 5,000
000000- Admin Centre - New Front Reception Counter	F & E 8,140
000000- Admin Centre - Internal Painting	L & B 15,000
000000- Admin Centre - Records Fit Coolroom Panel to Sea Container	L & B 16,800
000000- Admin Centre - Covered Area Carpark	L & B 11,000
000000- Motor Vehicle CEO	P & E 90,000
Housing	
000000- Housing - Security Systems	F & E 60,248
000000-Staff Housing - 3 Storage Shed	L & B 17,400
000000-Staff Housing - 19b Stanley Street Security Screens	L & B 2,000
000000-Staff Housing - 6 Henty street Replace Carpet with Floor Board	L & B 7,000
000000-Staff Housing - 8 Henty street Colorbond Fence Front	L & B 3,000
000000-Staff Housing - Power to 3 Storage Sheds	L & B 8,000
000000-Staff Housing -75 Weekes Street Landscaping	L & B 5,000
000000-Staff Housing -8 Henty Street Landscaping	L & B 5,000
000000-Staff Housing - 19b Stanley Street Floorboards, Gate,Skylight	L & B 4,500
Community Amenities	
000000- Mobile Ablution Block	L & B 15,000
Recreation and Culture	
000000 - Arts and Crafts Building	L & B 381,837
000000 - Community Hall - Detailed Plan for Renovations	L & B 10,000
000000 -Community and Youth Centre CLGF 2012-13 Unspent	L & B 44,222
000000- Kubota Utility Parks	P & E 28,000
000000- Truck 3 Tonne Parks	P & E 64,000
000000- Replace Playground Equipment - Shamrock Park	Recreation 45,000
000000- New Fence - Shamrock Park	Recreation 5,000
000000 - 2 Replacement Irration Pumps	Recreation 8,000
000000 - Community/ School Oval Shared Use Development	Recreation 400,000
000000-Paynes Find Beautification	Other 78,658
Transport	
000000- Ablution Block Depot	L & B 20,000
000000- Electric Boundary Fence Depot	L & B 45,500
000000- Trailer Float Reconditioning	P & E 30,000
000000-Mobile Batching Plant	P & E 68,700
000000- 3qm Agitator Truck Second Hand	P & E 35,000
000000- Motor Vehicle Works Foreman	P & E 75,000
000000- Works Truck	P & E 92,000
ROADS TO RECOVERY GRANTS	
000000- Paynes Find Airstrip Fence	Other 45,000
000000- Yalgoo/Morawa Road - Widen	Roads 400,000
000000- Yalgoo/Ninghan Road - Shoulder Binding	Roads 180,000
000000- Yalgoo/Ninghan Road - Seal	Roads 212,310
000000- Yalgoo/Morawa Road - Reseal Program	Roads 5,255
RRG SPECIAL GRANT RD WORKS	
000000- Yalgoo/Ninghan Road -Reform and Resheet to 8M Wide Silk 25-32	Roads 322,564
000000- Yalgoo/North Road -Reform and Resheet	Roads 142,350
MUNICIPAL FUND	
000000- Wame River Crossover	Roads 20,000
000000- Ninghan Homestead Road Floodway Crossover	Roads 20,000
Economic Services	
000000- Caravan Park Multiple Store Shelving	F & E 1,200
000000- BBQ's (2) and Shade Structure Caravan Park	L & B 2,520
000000- Caravan Park Sealing of Parking Bays and Driveways	L & B 22,000
000000- Caravan Park Sealing of Rammed Earth Walls	L & B 15,000
000000- Caravan Park Auto Reticulation System	L & B 30,000
000000- Shelter and Seating Jokker Tunnel	L & B 15,000
000000- Shelter and Visitors Board at Railway Station	L & B 15,000
000000- Entry Road Sheeting Jokker Tunnel	Other 15,000
	<u>3,182,204</u>

SHIRE OF YALGOO
NOTES TO AND FORMING PART OF THE ANNUAL BUDGET
FOR THE YEAR ENDING 30TH JUNE 2017

26 ACQUISITION OF ASSETS (Continued)

By Class

Land and Buildings	710,779
Infrastructure Assets - Roads	1,302,479
Infrastructure Assets - Recreation Facilities	458,000
Infrastructure Assets - Other	138,658
Plant and Equipment	482,700
Furniture and Equipment	89,588
	<u>3,182,204</u>

A detailed breakdown of acquisitions on an individual asset basis can be found in the supplementary information attached to this budget document.

SHIRE OF YALGOO
2016/17 SCHEDULE OF FEES AND CHARGES
EFFECTIVE FROM 01 JULY 2016

DESCRIPTION	2016-2017			2015-2016		
	RATE	GST	TOTAL	RATE	GST	TOTAL

Notes

- 1 CARE - If providing an estimate quote, particularly Private Works, always quote the the amount EXCLUDING GST, since some figures have GST and some don't. GST will be automatically calculate on the invoice, so of the inclusive figure is quoted, then invoiced, the person pays GST twice.
It is essential that you write on the quote/estimate that the amount is EX GST.

Administration

Administrative

Photocopy / Printing

Single side A4 page - B&W	0.27	0.03	0.30	0.27	0.03	0.30
Single sided A3 page - B&W	0.50	0.05	0.55	0.50	0.05	0.55
Double sided - additional per page - B&W	0.09	0.01	0.10	0.09	0.01	0.10
Single side A4 page - Colour	1.45	0.15	1.60	1.45	0.15	1.60
Single sided A3 page - Colour	2.00	0.20	2.20	2.00	0.20	2.20
Double sided - additional per page - Colour	0.91	0.09	1.00	0.91	0.09	1.00

Facsimiles (Australia wide)

Send (per page)	1.00	0.10	1.10	1.00	0.10	1.10
Receive (per page)	1.00	0.10	1.10	1.00	0.10	1.10

Minutes & Agendas

Residents, Ratepayers, News Media (per annum)	54.55	5.45	60.00	54.55	5.45	60.00
Others (per annum)	272.73	27.27	300.00	272.73	27.27	300.00
Single items charged at normal photocopy rates						

Yalgoo Bulldust

Each edition	no charge			no charge		
Advertising Commercial - full page (B&W)	31.82	3.18	35.00	31.82	3.18	35.00
Advertising Commercial - half page (B&W)	22.73	2.27	25.00	22.73	2.27	25.00
Advertising Commercial - quarter page (B&W)	16.36	1.64	18.00	16.36	1.64	18.00
Advertising Community (B&W)	no charge			no charge		
Advertising Commercial - full page (Colour)	54.55	5.45	60.00	54.55	5.45	60.00
Advertising Commercial - half page (Colour)	40.91	4.09	45.00	40.91	4.09	45.00
Advertising Commercial - quarter page (Colour)	27.27	2.73	30.00	27.27	2.73	30.00
Advertising Community (Colour)	50% of above commercial rates			50% of above commercial rates		

Research

Per half hour or part thereof	36.36	3.64	40.00	36.36	3.64	40.00
-------------------------------	-------	------	--------------	-------	------	--------------

Administration Charge

CEO	100.00	10.00	110.00	100.00	10.00	110.00
-----	--------	-------	---------------	--------	-------	---------------

Freedom Of Information

Other fees may apply – refer FOI co-ordinator	As set by Regulation					
Non personal application	30.00		30.00			
Research - per hour or part thereof	30.00		30.00			

Rates / Account Enquiries

Standard enquiry (half hour - minimum fee)	45.45	4.55	50.00	45.45	4.55	50.00
If additional time - per half hour or part thereof after first half hour	27.27	2.73	30.00	27.27	2.73	30.00

SHIRE OF YALGOO
2016/17 SCHEDULE OF FEES AND CHARGES
EFFECTIVE FROM 01 JULY 2016

DESCRIPTION	2016-2017			2015-2016		
	RATE	GST	TOTAL	RATE	GST	TOTAL
Library						
Students only - Photocopy library study materials for school	no charge			no charge		
Replacement library card	no charge			no charge		
Lost Books - Cost of each book as per LISWA	cost +20%	yes		cost +20%	yes	
Merchandise Sales						
"Paynes Find" (Alex Palmer) Book	10.00	1.00	11.00	10.00	1.00	11.00
"Yalgoo" (Alex Palmer) Book-1st Edition(brown)	5.45	0.55	6.00	5.45	0.55	6.00
"Yalgoo" (Alex Palmer) Book-2nd Edition(colour)	15.45	1.55	17.00	15.45	1.55	17.00
Book "Fields of Gold"	10.00	1.00	11.00	10.00	1.00	11.00
Book "Architectural Gems of John Hawes"	22.73	2.27	25.00	22.73	2.27	25.00
"Yalgoo" Promotional Polo Shirt	43.63	4.37	48.00	0.00	0.00	0.00
"Yalgoo" Polo Shirt	31.50	3.50	35.00	31.50	3.50	35.00
"Yalgoo" Peak Caps	15.91	1.59	17.50	0.00	0.00	0.00
Postcards	1.18	0.12	1.30	1.18	0.12	1.30
Stubbie Holders (old)	5.00	0.50	5.50	5.00	0.50	5.50
Stubbie Holders	6.36	0.64	7.00	0.00	0.00	0.00
Yalgoo CD	6.45	0.55	6.00	6.45	0.55	6.00
Tourist Maps - eg: The Mid West - Outback Gascoyne - Murchison						

Animal control

Animal trap

Trap hire - per week	no charge			no charge		
Trap deposit	30.00	no	30.00	30.00	no	30.00

Dog control fees

Ranging services

Seizure and impounding of dog	80.00	no	80.00	80.00	no	80.00
Maintenance of a dog in pound - per day or part thereof	15.00	no	15.00	15.00	no	15.00
Return of impounded dog within normal hours	no charge			no charge		
Return of impounded dog outside normal hours - Dogs will not be released unless licensed	145.45	14.55	160.00	145.45	14.55	160.00
Destruction of a dog	no charge			no charge		

Replacement dog tag

Council administration fee	no charge			no charge		
----------------------------	-----------	--	--	-----------	--	--

Dog license fees - as set by Regulation

Unsterilised	As set by Regulation			As set by Regulation		
- 1 Year	50.00		50.00			
- 3 Years	120.00		120.00			
Sterilized	As set by Regulation			As set by Regulation		
- 1 Year	20.00		20.00			
- 3 Years	42.50		42.50			

Concessions

Pensioner discount	50% of fee otherwise payable			50% of fee otherwise payable		
6 months or less (after 31 May)	50% of fee otherwise payable			50% of fee otherwise payable		
Dogs used for droving or tending stock (or Aust Tax Office definition)	25% of fee otherwise payable			25% of fee otherwise payable		

SHIRE OF YALGOO
2016/17 SCHEDULE OF FEES AND CHARGES
EFFECTIVE FROM 01 JULY 2016

DESCRIPTION	2016-2017			2015-2016		
	RATE	GST	TOTAL	RATE	GST	TOTAL

Building

Building inspections etc

EHO - where providing services on request	cost +20%	yes	cost +20%	yes
Travelling - where providing services on request	cost +20%	yes	cost +20%	yes
Re-inspection - minimum of 1 hour EHO	cost +20%	yes	cost +20%	yes
External costs incurred as result of a request -	cost +20%	yes	cost +20%	yes

Building Development Fees

Building Development Applications will be charged in accordance with the appropriate fees stated in the Building Act and Regulations at the time of any application - consult Building Surveyor.

New Building or alterations/additions:

Building Demolition Applications will be charged in accordance with the appropriate fees stated in the Building Act and Regulations at the time of the application - consult Building Surveyor

Certificate of Design Compliance issued by Shire Building Surveyor	0.2% of value of building work with minimum of \$100.00 + GST	0.2% of value of building work with minimum of \$100.00 + GST
--	---	---

Statutory building levies

Building and Construction Industry Training Fund Levy - % of value over \$20,000 of building	As set by Regulation	As set by Regulation
Builder's Registration Board Levy - per building	As set by Regulation	As set by Regulation

Caravan Park and Accommodation

Key Bond (Refundable)	20.00	no	20.00	20.00	no	20.00
"Yalgoo" Tea towels (old)	1.82	0.18	2.00	1.82	0.18	2.00
"Yalgoo" Tea towels	5.45	0.55	6.00	5.45	0.55	6.00
Power Point (additional per point)	7.27	0.75	8.00	7.27	0.75	8.00
Caravan Storage Fee per day	1.82	0.18	2.00	1.82	0.18	2.00
Shire Employees (Accommodation)	45.45	4.55	50.00	45.45	4.55	50.00
Powered sites weekly stay (max 2 adults & children under 15 years)	122.73	12.27	135.00	113.64	11.36	125.00
Powered sites weekly stay Pensioners	100.00	10.00	110.00			
- each additional person over 15 years	23.64	2.36	26.00	23.64	2.36	26.00
Powered sites overnight stay (max 2 adults & children under 15 years)	23.64	2.36	26.00	23.64	2.36	26.00
- each additional person over 15 years	5.00	0.50	5.50	5.00	0.50	5.50
Powered sites overnight stay Pensioners	20.00	2.00	22.00			
Unpowered sites (per week) (max 2 adults & children under 15 years)	86.36	8.64	95.00	65.45	6.55	72.00
- each additional person over 15 years	15.00	1.50	16.50	15.00	1.50	16.50
Unpowered sites (daily) (max 2 adults & children under 15 years) including Pensioners	16.36	1.64	18.00	15.00	1.50	16.50

Laundry fees

Dryer hire per load	2.73	0.27	3.00	2.73	0.27	3.00
Washing machine hire per load	2.73	0.27	3.00	2.73	0.27	3.00
Non-park residents per day	4.55	0.45	5.00	4.55	0.45	5.00

SHIRE OF YALGOO
2016/17 SCHEDULE OF FEES AND CHARGES
EFFECTIVE FROM 01 JULY 2016

DESCRIPTION	2016-2017			2015-2016		
	RATE	GST	TOTAL	RATE	GST	TOTAL
Rammed Earth units						
Rammed Earth Unit - Ensuite - per day	118.18	11.82	130.00	118.18	11.82	130.00
Rammed Earth Unit - no ensuite - per day	72.73	7.27	80.00	72.73	7.27	80.00
Laundry use - Non-park resident per day (or part) key held	4.55	0.45	5.00	4.55	0.45	5.00
Showers - Non-park resident per person per day (or part) key held	4.55	0.45	5.00	4.55	0.45	5.00

Cemetery

CEMETERY

Burial in open or private ground

Sinking new grave 2.8x1.5x1.8m (includes land)	1,200.00	120.00	1,320.00	1,200.00	120.00	1,320.00
Extra depth - for each additional 300 mm	100.00	10.00	110.00	100.00	10.00	110.00
Re-opening grave - second interment	1,200.00	120.00	1,320.00	1,200.00	120.00	1,320.00

Other Cemetery fees & charges

Burial without due notice - additional (min 24hrs notice req'd)	250.00	25.00	275.00	250.00	25.00	275.00
Permission to erect a headstone, monument, kerbing, plaque	no charge			no charge		
Permission for alterations to headstone etc	no charge			no charge		
For interment of ashes in a grave	100.00	10.00	110.00	100.00	10.00	110.00
Exhumation fee	1,200.00	120.00	1,320.00	1,200.00	120.00	1,320.00
Grave reservation fee - valid for 25 years		-	-		-	-
Grave number plate		-	-		-	-
Grant of Right of Burial	50.00	no	50.00	50.00	no	50.00
For certified copy of right of burial	20.00	2.00	22.00	20.00	2.00	22.00
Search & certified copy of register	20.00	no	20.00	20.00	no	20.00
Paynes Find Cemetery - additional for travel	1,500.00	150.00	1,650.00	1,500.00	150.00	1,650.00

All other cemeteries closed to further use

NICHE WALL

Interment of Ashes in Niche Wall - Single	200.00	20.00	220.00	200.00	20.00	220.00
Interment of Ashes in Niche Wall - Double	300.00	30.00	330.00	300.00	30.00	330.00

Niche Wall Plaque (if not supplied by family) At Cost + 20% At Cost + 20%

Community Amenities

Sanitation Household

Replacement bin		cost +20%		cost +20%
Rubbish collection 1 x 240 litre bin (52 pickups)	250.00	-	250.00	

Chapel & Museum Entrance Fees

Admission - Adults	5.45	0.55	6.00	5.45	0.55	6.00
Admission - Children under 16 years	2.73	0.27	3.00	2.73	0.27	3.00
Family - 2 adults + 3 children	13.64	1.36	15.00	13.64	1.36	15.00
Pensioners	2.73	0.27	3.00	2.73	0.27	3.00
Group bookings (Students/Tour Operators) per p	2.73	0.27	3.00	2.73	0.27	3.00

SHIRE OF YALGOO
2016/17 SCHEDULE OF FEES AND CHARGES
EFFECTIVE FROM 01 JULY 2016

DESCRIPTION	2016-2017			2015-2016		
	RATE	GST	TOTAL	RATE	GST	TOTAL

Health

Septic Tanks / Aerobic Treatment Units

Treatment of Sewage and Disposal of Effluent and Liquid Waste Regulation 1974
 Application fee As set by Regulation As set by Regulation

Food Businesses as per the Food Act

Notification of a Food Business	54.55	5.45	60.00	54.55	5.45	60.00
Application for a Food Business License	59.09	5.91	65.00	59.09	5.91	65.00
Issuing of Food Business License (up to three (3) inspections annually)	168.18	16.82	185.00	168.18	16.82	185.00
Variation Conditions or Cancellation of Registration of Food Businesses	81.82	-	81.82	81.82	-	81.82
Provision of information and inspections in excess of the three (3) per annum as an enforcement agency per hour	109.09	10.91	120.00	109.09	10.91	120.00

Yalgoo Hall Complex

BONDS - Hire of Main Hall, Meeting Room and Kitchen - singly or combined

Hall - Key, cleaning and security bond	150.00	no	150.00	150.00	no	150.00
Meeting room - Key, cleaning and security bond	100.00	no	100.00	100.00	no	100.00
Alcohol consumption bond - in addition to key/cleaning bond	1,000.00	no	1,000.00	1,000.00	no	1,000.00

BUILDING HIRE

Hire includes facilities and equipment
 Fees are to be charged for each day reserved / booked, whether used or not
 Fees are cumulative if using multiple areas

MAIN HALL AND KITCHEN

Hire includes crockery, cutlery, furniture (including trestles) and equipment (including urn).
 Seating capacity - 150 est.

Charge per day or part thereof -

Commercial use - sales, promotions, events, meetings etc	136.36	13.64	150.00	136.36	13.64	150.00
Private use - weddings, balls, race / gymkhana meets, dances, meeting	68.18	6.82	75.00	68.18	6.82	75.00
Yalgoo Community group - schools concerts, theatre, bingo etc	27.27	2.73	30.00	27.27	2.73	30.00

MEETING ROOM ONLY

Hire includes crockery, cutlery, furniture (including trestles) and equipment (including urn).
 Seating capacity - 20 est.
 FLOOR AREA- 12m x 8m seats approx. 80

KITCHEN - only available when other halls are not booked
 Yalgoo Community Groups Meeting only in

KITCHEN ONLY

Not for hire Not available for hire Not available for hire

SHIRE OF YALGOO
2016/17 SCHEDULE OF FEES AND CHARGES
EFFECTIVE FROM 01 JULY 2016

DESCRIPTION	2016-2017			2015-2016		
	RATE	GST	TOTAL	RATE	GST	TOTAL
OTHER SHIRE HALL COMPLEX FEES AND CHARGES						
Liquor consumption permission						
Refer to conditions of hire. Note that Police approval is also required if alcohol is to be sold. The Police Station to be advised of every liquor permit issued by the Shire.						
Permission for liquor to be consumed (fee may be waived in application by community group/Not for profit organisation) Additional bond is required	109.09	10.91	120.00	109.09	10.91	120.00
Hire of chairs / furniture off-site						
No furniture is available for hire except by specific Council approval						
Damage and breakages						
Replacement or repair of any item	cost +20%	yes		cost +20%	yes	
- building, equipment, breakages, missing						
Cleaning						
Cleaning charge - Shire of Yalgoo Policy 5.2 - "the person hiring the facility is required to do any major cleaning", else a fee can be charged	227.27	22.73	250.00	227.27	22.73	250.00
 Old Railway Station Complex						
BONDS						
Tearooms - Key, cleaning and security bond	150.00	no	150.00	150.00	no	150.00
Shop area or consulting room - key cleaning and	100.00	no	100.00	100.00	no	100.00
Alcohol consumption bond - in addition	1,000.00	no	1,000.00	1,000.00	no	1,000.00
BUILDING HIRE						
Hire includes facilities and equipment Fees are to be charged for each day reserved / booked, whether used or not Fees are cumulative if using multiple areas						
Tearooms						
Charge per day or part thereof -						
Commercial use - sales, promotions, events, meetings etc	136.36	13.64	150.00	136.36	13.64	150.00
Private use - weddings, balls, race / gymkhana meets, dances, meeting	68.18	6.82	75.00	68.18	6.82	75.00
Yalgoo Community group - schools concerts, theatre, bingo etc	27.27	2.73	30.00	27.27	2.73	30.00
"Shop" area						
Charge per day or part thereof -						
- Commercial/Professional/Private office	68.18	6.82	75.00	68.18	6.82	75.00
- Yalgoo Community Groups	27.27	2.73	30.00	27.27	2.73	30.00
Consulting Room (including phone rental)						
Charge per day or part thereof -						
- Commercial/Professional office/Private	68.18	6.82	75.00	68.18	6.82	75.00
- Yalgoo Community Groups	9.09	0.91	10.00	9.09	0.91	10.00

SHIRE OF YALGOO
2016/17 SCHEDULE OF FEES AND CHARGES
EFFECTIVE FROM 01 JULY 2016

DESCRIPTION	2016-2017			2015-2016		
	RATE	GST	TOTAL	RATE	GST	TOTAL
Hire of chairs / furniture off-site						
No furniture is available for hire except by specific Council approval						
OTHER OLD RAILWAY STATION FEES AND CHARGES						
Liquor consumption permission						
Refer to conditions of hire. Note that Police approval is also required if alcohol is to be sold. The Police Station to be advised of every liquor permit issued by the Shire.						
Permission for liquor to be consumed (fee may be waived in application by community group/Not for profit organisation)	109.09	10.91	120.00	109.09	10.91	120.00
Additional bond required						
Damage and breakages						
Replacement or repair of any item	cost +20%	yes		cost +20%	yes	
- building, equipment, breakages, missing						
Cleaning						
Cleaning charge - Shire of Yalgoo Policy 5.2 - "the person hiring the facility is required to do any major cleaning", else a fee can be charged	227.27	22.73	250.00	227.27	22.73	250.00

Paynes Find Community Centre

BONDS

Tearooms - Key, cleaning and security bond	150.00	no	150.00	150.00	no	150.00
Alcohol consumption bond - in addition	1,000.00	no	1,000.00	1,000.00	no	1,000.00

BUILDING HIRE

Hire includes facilities and equipment
Fees are to be charged for each day reserved / booked, whether used or not
Fees are cumulative if using multiple areas

Tearooms

Charge per day or part thereof -

Commercial use - sales, promotions, events, meetings etc	136.36	13.64	150.00	136.36	13.64	150.00
Private use - weddings, balls, race / gymkhana meets, dances, meeting	68.18	6.82	75.00	68.18	6.82	75.00
Yalgoo Community group - schools concerts, theatre, bingo etc	27.27	2.73	30.00	27.27	2.73	30.00

Hire of chairs / furniture off-site

No furniture is available for hire except by specific Council approval

OTHER PAYNES FIND HALL FEES AND CHARGES

Liquor consumption permission

Refer to conditions of hire. Note that Police approval is also required if alcohol is to be sold.
The Police Station to be advised of every liquor permit issued by the Shire.

Permission for liquor to be consumed (fee may be waived in application by community group/Not for profit organisation)	109.09	10.91	120.00	109.09	10.91	120.00
Additional bond required						

SHIRE OF YALGOO
2016/17 SCHEDULE OF FEES AND CHARGES
EFFECTIVE FROM 01 JULY 2016

DESCRIPTION	2016-2017			2015-2016		
	RATE	GST	TOTAL	RATE	GST	TOTAL
Damage and breakages						
Replacement or repair of any item - building, equipment, breakages, missing	cost +20%	yes		cost +20%	yes	
Cleaning						
Cleaning charge - Shire of Yalgoo Policy 5.2 - "the person hiring the facility is required to do any major cleaning", else a fee can be charged	227.27	22.73	250.00	227.27	22.73	250.00
Private Works						
	NB: Shire does NOT dry hire			NB: Shire does NOT dry hire		
Charge per machine day of 10 hours						
Hire without operator is not permitted						
Hire time commences from mobilisation of plant item						
Graders	1,859.09	185.91	2,045.00	1,859.09	185.91	2,045.00
Traxcavator	3,613.64	361.36	3,975.00	3,613.64	361.36	3,975.00
Loader	1,859.09	185.91	2,045.00	1,859.09	185.91	2,045.00
Truck - Prime mover (Volvo)	1,754.55	175.45	1,930.00	1,754.55	175.45	1,930.00
Truck- Prime mover (UD)	1,754.55	175.45	1,930.00	1,754.55	175.45	1,930.00
Truck - 3 tonne Tipper (Isuzu)	1,031.82	103.18	1,135.00	1,031.82	103.18	1,135.00
Truck- 3 tonne Dual Cab (Canter)						
Roller - vibratory self-propelled	620.00	62.00	682.00	620.00	62.00	682.00
Roller - multi-tyre self-propelled	620.00	62.00	682.00	620.00	62.00	682.00
Backhoe	145.45	14.55	160.00	145.45	14.55	160.00
Forklift						
Slasher (with operator)	1,031.82	103.18	1,135.00	1,031.82	103.18	1,135.00
		-	-		-	-
Add to plant/labour rate as appropriate		-	-		-	-
Semi-tipper - per hour, minimum 2 hours						
Semi-tanker - per hour, minimum 2 hours						
Low loader / float - per hour, minimum 2 hours						
Dolly - per hour, minimum 2 hours						
Towed roller						
Utilities - per km						
Labour charge (min charge - 1 hour)						
Labour in excess of machine hours - per hour	72.73	7.27	80.00	72.73	7.27	80.00
Equipment (minimum charges, as listed below)						
Forklift - per hour	51.82	5.18	57.00	51.82	5.18	57.00
Compactor - per day	51.82	5.18	57.00	51.82	5.18	57.00
Jack hammer - per day	75.45	7.55	83.00	75.45	7.55	83.00
Car trailer - per day	123.64	12.36	136.00	123.64	12.36	136.00
Cement mixer - per day	51.82	5.18	57.00	51.82	5.18	57.00
Materials used						
Delivery - where required - half hour minimum charge						
Purchased items - pipes, posts, aggregate, builders sand, cement etc						
Non-Purchased items - topsoil, rock, river sand etc - - Stockpiled - per cubic metre	6.82	0.68	7.50	6.82	0.68	7.50
	Private			Private		
- Non-Stockpiled	Works	yes		Works	yes	
Cement - per cubic metre	186.36	18.64	205.00	186.36	18.64	205.00
- delivery per hour	103.64	10.36	114.00	103.64	10.36	114.00

SHIRE OF YALGOO
2016/17 SCHEDULE OF FEES AND CHARGES
EFFECTIVE FROM 01 JULY 2016

DESCRIPTION	2016-2017			2015-2016		
	RATE	GST	TOTAL	RATE	GST	TOTAL
Transport						
Transport		yes			yes	
RAV Haulage Road User Fee	1.26 cents per km/per ton			1.26 cents per km/per ton		
CA07 Application fee						
Single Journey less than 50,000 tonnes pa	50.00	5.00	55.00	50.00	5.00	55.00
Annual Authority, less than 50,000 tonnes pa	200.00	20.00	220.00	200.00	20.00	220.00
Any application 50,000 tonnes or more pa	550.00	55.00	605.00	550.00	55.00	605.00

Town Planning

Town Planning Scheme Amendments

The cost of a Scheme Amendment is payable by the applicant

As set by Regulation

As set by Regulation

Development Application

The cost of a Development Application is set by Regulations.

As set by Regulation

As set by Regulation

Subdivision Clearance

The cost of Subdivision Clearance is set by

As set by Regulation

As set by Regulation

Advertising when required

In Yalgoo Bulldust / local newsletter

50.00 5.00 **55.00**

50.00 5.00 **55.00**

In West Australian

cost +20% yes

cost +20% yes

Planning Consent Applications

1 Determination development application (other than for an extractive industry) where the estimated cost of the development is:-

(a) not more than \$50,000

147.00

147.00

(b) more than \$50,000 but not more than \$500,000

0.32% of the estimated cost of the development. (GST Exempt)

0.32% of the estimated cost of the development. (GST Exempt)

(c) more than \$500,000 but not more than \$2.5 million

1,700.00 + 0.257% for every \$1 in excess of \$500,000. (GST Exempt)

1,700.00 + 0.257% for every \$1 in excess of \$500,000. (GST Exempt)

(d) more than \$2.5 million but not more than \$5 million

7,161.00 + 0.206% for every \$1 in excess of \$2.5 million. (GST Exempt)

7,161.00 + 0.206% for every \$1 in excess of \$2.5 million. (GST Exempt)

(e) more than \$5 million but not more than \$21.5 million

12,633.00 + 0.123% for every \$1 in excess of \$5 million. (GST Exempt)

12,633.00 + 0.123% for every \$1 in excess of \$5 million. (GST Exempt)

(f) more than \$21.5 million

34,196.00

34,196.00

and, if the development has commenced or been carried out, an additional amount, by way of penalty, that is twice the amount of the maximum fee payable for determination of the application under paragraph (a), (b), (c), (d), (e) or (f).

2 Determination of development application for an extractive industry ar

739.00

739.00

3 Provision of a subdivision clearance:-

(a) not more than 5 lots (per Lot)

73.00

73.00

(b) more than 5 lots but not more than 195 lots (first 5 Lots at \$73.00 plus \$35 per lot after that)

(c) more than 195 lots

7,393.00

7,393.00

SHIRE OF YALGOO
2016/17 SCHEDULE OF FEES AND CHARGES
EFFECTIVE FROM 01 JULY 2016

DESCRIPTION	2016-2017			2015-2016		
	RATE	GST	TOTAL	RATE	GST	TOTAL
4 Application for approval of home occupation:-						
(a) initial fee			222.00			222.00
and, if the home occupation has commenced, an additional amount of \$444 by way of penalty.			666.00			666.00
(b) renewal fee			73.00			73.00
and, if their the approval to be renewed has expired, an additional amount of \$146 by way of penalty.			219.00			219.00
5 Application for change of use or for alteration or extension or change of			295.00			295.00
6 Issue of zoning certificate			73.00			73.00
7 Reply to property settlement questionnaire			73.00			73.00
8 Issue of written planning advice			73.00			73.00
Part 2 - Maximum Fees (Scheme amendments & Structural plans per Hr.)						
1. Director / City/ Shire Planner			88.00			88.00
2. Manager/ Senior Planner			66.00			66.00
3. Planning Officer			36.86			36.86
4. Other Staff eg Environmental Health Officer			36.86			36.86
5. Secretary/ administrative clerk			30.20			30.20

No GST on these fees except for where stated

Unclassified

Fire breaks

Firebreaks & general clearing (block under 1,020 sq.m)	200.00	20.00	220.00	200.00	20.00	220.00
Firebreaks & general clearing (block over 1,020 sq.m)	Private Works	yes		Private Works	yes	

Standpipe water

Every kilolitre (or part thereof thereafter)	6.82	0.68	7.50	6.82	0.68	7.50
Minimum charge (admin / handling)	18.18	1.82	20.00	18.18	1.82	20.00

Community Bus

Bond - community purpose, 250km and less	100.00	no	100.00	100.00	no	100.00
Bond - greater than 250 kms from Yalgoo	500.00	no	500.00	500.00	no	500.00
Refunded only if bus is returned undamaged, in a clean condition and with a FULL tank of fuel						
Daily rate	63.64	6.36	70.00	63.64	6.36	70.00
Fuel tank to be full at hirer's cost upon return						
Cleaning charge - Shire of Yalgoo Policy 12.2 - "Users are to be responsible for cleaning the bus", else a fee can be charged	90.91	9.09	100.00	90.91	9.09	100.00
			per hour			per hour

Shire of Yalgoo

Budget 2016-17

Details By Function Under The Following Programme Titles
And Type Of Activities Within The Programme

	Actual 2015-16		Adopted Budget 2015-2016		Adopted Budget 2016-2017	
	Income	Expenditure	Income	Expenditure	Income	Expenditure
Proceeds Sale of Assets						
E147299 - Loss on Disposal of Assets land	\$0	\$20,000	\$0	\$0	\$0	\$0
I121060 - Profit on Sale of Assets	(\$28,062)	\$0	\$0	\$0	\$0	\$0
E145125 - Loss on Sale of Assets	\$0	\$7,289	\$0	\$0	\$0	\$0
E144054 - Loss on Sale of Assets	\$0	\$36,974	\$0	\$0	\$0	\$0
E122014 - Loss on Disposal of Assets	\$0	\$172,384	\$0	\$0	\$0	\$0
00000 CONTRA	\$28,062	(\$236,647)	\$0	\$0	\$0	\$0
00000 Proceeds Sale of Assets - Catapillar Grader 140H	(\$121,700)	\$0	(\$120,000)	\$0	\$0	\$0
00000 Proceeds Sale of Assets - CatapillarGrader 953C	(\$91,864)	\$0	(\$55,000)	\$0	\$0	\$0
00000 Proceeds Sale of Assets - Catapillar Grader 12H	(\$108,000)	\$0	(\$108,000)	\$0	\$0	\$0
00000 Proceeds Sale of Assets - Motor Vehicle Parks YA499	\$0	\$0	(\$22,000)	\$0	(\$20,000)	\$0
00000 Proceeds Sale of Assets - Motor Vehicle Works YA827	\$0	\$0	(\$27,000)	\$0	\$0	\$0
00000 Proceeds Sale of Assets - Motor Vehicle Centrecare YA800	(\$19,545)	\$0	(\$28,000)	\$0	\$0	\$0
00000 Proceeds Sale of Assets - Motor Vehicle EMC YA805	(\$20,636)	\$0	(\$26,000)	\$0	\$0	\$0
00000 Proceeds Sale of Assets - Motor Vehicle EMWI YA840	(\$60,000)	\$0	(\$67,000)	\$0	\$0	\$0
00000 Proceeds Sale of Assets - Motor Vehicle CEO	(\$57,273)	\$0	(\$67,000)	\$0	(\$67,000)	\$0
00000 Proceeds Sale of Assets - Sale of Property 30 Selwyn Road	\$0	\$0	\$0	\$0	\$0	\$0
00000 Proceeds Sale of Assets - Motor Vehicle Volvo FH16	\$0	\$0	\$0	\$0	\$0	\$0
00000 Proceeds Sale of Assets - Trailer YA1610	\$0	\$0	\$0	\$0	\$0	\$0
00000 Proceeds Sale of Assets -Bomag BW24R	\$0	\$0	\$0	\$0	\$0	\$0
00000 Proceeds Sale of Assets - Motor Vehicle Works Foreman Ute YA899	\$0	\$0	\$0	\$0	(\$25,000)	\$0
00000 Proceeds Sale of Assets - Truck Works YA453	\$0	\$0	\$0	\$0	(\$32,500)	\$0
00000 Proceeds Sale of Assets - Truck Parks YA329	\$0	\$0	\$0	\$0	(\$20,000)	\$0
00000 Proceeds Insurance Claim - YA827 note purchased 2015-16	\$0	\$0	\$0	\$0	(\$41,607)	\$0
00000 Proceeds Sale of Assets - ConcreteTruck	(\$4,682)	\$0	\$0	\$0	\$0	\$0
00000 Proceeds Sale of Assets - Batching Plant and Agitator on Trailer	(\$7,909)	\$0	\$0	\$0	\$0	\$0
00000 Proceeds Sale of Assets - Boomlift	(\$2,045)	\$0	\$0	\$0	\$0	\$0
00000 Proceeds Sale of Assets - Emulsion System	(\$12,273)	\$0	\$0	\$0	\$0	\$0
00000 Proceeds Sale of Assets - Cat NC2 Prime Mover	(\$226,908)	\$0	\$0	\$0	\$0	\$0
00000 Proceeds Sale of Assets - Semi Water Tanker	(\$73,700)	\$0	\$0	\$0	\$0	\$0
	(\$806,535)	(\$0)	(\$520,000)	\$0	(\$206,107)	\$0
Written Down Value						
00000 Written Down n Value - Caterpillar Grader 140H	\$0	\$198,000	\$0	\$126,000	\$0	\$0
00000 Written Down n Value - Caterpillar Grader 12H	\$0	\$177,074	\$0	\$113,400	\$0	\$0
00000 Written Down n Value - Motor Vehicle Parks YA499	\$0	\$0	\$0	\$23,100	\$0	\$20,000
00000 Written Down n Value - Motor Vehicle Works YA827	\$0	\$0	\$0	\$24,350	\$0	\$0
00000 Written Down n Value - Motor Vehicle Centrecare YA800	\$0	\$21,865	\$0	\$29,400	\$0	\$0
00000 Written Down n Value - Motor Vehicle EMC YA805	\$0	\$22,709	\$0	\$27,300	\$0	\$0
00000 Written Down n Value - Motor VehicleEMWI YA840	\$0	\$65,506	\$0	\$70,350	\$0	\$0
00000 Written Down n Value - Motor Vehicle CEO	\$0	\$62,489	\$0	\$70,350	\$0	\$65,000
00000 Written Down n Value - Caterpillar 953c	\$0	\$111,048	\$0	\$57,750	\$0	\$0
00000 Written Down n Value - Vacant Land 37 39 Plesse Street	\$0	\$20,000	\$0	\$0	\$0	\$0
00000 Written Down n Value -Motor vehicle Volvo FH16	\$0	\$0	\$0	\$0	\$0	\$0
00000 Written Down n Value - Trailer YA1610	\$0	\$0	\$0	\$0	\$0	\$0
00000 Written Down n Value - Bomag BW24R	\$0	\$0	\$0	\$0	\$0	\$0
00000 Written Down n Value - Works Foreman ute YA899	\$0	\$0	\$0	\$0	\$0	\$22,000
00000 Written Down n Value - Truck Parks YA329	\$0	\$0	\$0	\$0	\$0	\$18,000
00000 Written Down n Value - TruckWorks YA453	\$0	\$0	\$0	\$0	\$0	\$30,000
00000 Written Down n Value - Concrete Truck	\$0	\$13,261	\$0	\$0	\$0	\$0
00000 Written Down n Value - Batching Plant and Agitator on Trailer	\$0	\$16,794	\$0	\$0	\$0	\$0
00000 Written Down n Value - Boomlift	\$0	\$5,592	\$0	\$0	\$0	\$0
00000 Written Down n Value - Emulsion System	\$0	\$28,236	\$0	\$0	\$0	\$0
00000 Written Down n Value - Cat NC2 Prime Mover	\$0	\$199,185	\$0	\$0	\$0	\$0
00000 Written Down n Value - Semi Water Tanker	\$0	\$73,342	\$0	\$0	\$0	\$0
			\$0	\$546,000	\$0	\$155,000
Sub Total - GAIN/LOSS ON DISPOSAL OF ASSET	(\$806,535)	\$1,015,101	(\$520,000)	\$546,000	(\$206,107)	\$155,000
Total - GAIN/LOSS ON DISPOSAL OF ASSET	(\$806,535)	\$1,015,101	(\$520,000)	\$546,000	(\$206,107)	\$155,000
ABNORMAL ITEMS						
00000 Years Doubtful Debts Provision	\$0	\$0	\$0	\$0	\$0	\$0
00000 Bad Debts Written Off	\$0	\$0	\$0	\$0	\$0	\$0
00000 Prior Years Asset Adjustment -	\$0	\$0	\$0	\$0	\$0	\$0
00000 Prior Years Payment Written Back	\$0	\$0	\$0	\$0	\$0	\$0
Sub Total - ABNORMAL ITEMS	\$0	\$0	\$0	\$0	\$0	\$0
Total - ABNORMAL ITEMS	\$0	\$0	\$0	\$0	\$0	\$0
Total - OPERATING STATEMENT	(\$806,535)	\$1,015,101	(\$520,000)	\$546,000	(\$206,107)	\$155,000
GENERAL PURPOSE FUNDING						
RATES						
OPERATING EXPENDITURE						
E031004 - Early Payment Incentive	\$0	\$0	\$0	\$1,000	\$0	\$1,000
E031005 - Title Searches	\$0	\$316	\$0	\$100	\$0	\$316
E031010 - Valuation Expenses	\$0	\$2,110	\$0	\$3,000	\$0	\$3,000
E031020 - Debt Collection Costs	\$0	\$27,709	\$0	\$3,000	\$0	\$6,000
E031015 - Rates Computer Services	\$0	\$988	\$0	\$0	\$0	\$1,000
E031021 - Refunds	\$0	\$8,053	\$0	\$0	\$0	\$0
E031050 - Other Expenses	\$0	\$2,545	\$0	\$1,000	\$0	\$3,000
E031200 - Admin Allocation - Rates	\$0	\$131,395	\$0	\$105,337	\$0	\$106,372
E032005 - Interest on Overdraft	\$0	\$0	\$0	\$0	\$0	\$0
E032200 - Admin Allocation - Other GPF	\$0	\$82,122	\$0	\$65,836	\$0	\$66,483
E031035 - Rates Write - Off	\$0	\$1,638	\$0	\$0	\$0	\$0
E031040 - Doubtful Debt Expense	\$0	\$159,642	\$0	\$0	\$0	\$0
Sub Total - GENERAL RATES OP/EXP	\$0	\$416,520	\$0	\$179,273	\$0	\$187,171
OPERATING INCOME						
I031005 - GRV - Townsites Improved	(\$20,808)	\$0	(\$19,484)	\$0	(\$19,459)	\$0
I031020 - UV - Pastoral Rates	(\$55,476)	\$0	(\$56,840)	\$0	(\$56,667)	\$0
I031025 - UV - Mining Leases	(\$1,560,609)	\$0	(\$1,540,065)	\$0	(\$1,457,611)	\$0
I031030 - UV - Prospecting	(\$145,450)	\$0	(\$166,331)	\$0	(\$144,544)	\$0
I031040 - GRV - Minimum (Improved)	(\$1,350)	\$0	(\$1,350)	\$0	(\$1,350)	\$0
I031045 - GRV - Minimum (Vacant)	(\$6,820)	\$0	(\$7,440)	\$0	(\$6,820)	\$0
I031055 - UV - Minimum (Pastoral)	(\$810)	\$0	(\$810)	\$0	(\$1,080)	\$0
I031060 - UV - Minimum (Mining)	(\$8,640)	\$0	(\$8,100)	\$0	(\$7,830)	\$0
I031065 - UV - Minimum (Prospecting)	(\$21,060)	\$0	(\$19,440)	\$0	(\$15,390)	\$0
I031075 - GRV - Interim	\$1	\$0	\$0	\$0	\$0	\$0
I031085 - UV - Interim (Mining)	\$1,707	\$0	(\$4,000)	\$0	(\$4,000)	\$0
I031086 - UV Interim (Exploration)	(\$7,318)	\$0	(\$21,000)	\$0	(\$7,000)	\$0
I031085 - UV Interim (Other)	\$50,662	\$0	\$0	\$0	\$0	\$0
I031100 - UV - Ex-Gratia	\$0	\$0	\$0	\$0	\$0	\$0
I031105 - Rates Written Off	\$0	\$0	\$0	\$0	\$0	\$0
I031110 - Legal Expenses Recovered	(\$11,527)	\$0	(\$2,000)	\$0	(\$2,000)	\$0
I031120 - Non Payment Penalty	(\$37,776)	\$0	(\$1,500)	\$0	(\$1,000)	\$0
I031121 - FESA Interest	(\$291)	\$0	(\$100)	\$0	(\$120)	\$0
I031130 - Account Enquiries	(\$91)	\$0	(\$270)	\$0	(\$100)	\$0
I031140 - Cost of Instalment Option	(\$16,364)	\$0	(\$10,000)	\$0	(\$12,500)	\$0
Sub Total - GENERAL RATES OP/INC	(\$1,842,081)	\$0	(\$1,858,730)	\$0	(\$1,737,471)	\$0
Total - GENERAL RATES	(\$1,842,081)	\$416,520	(\$1,858,730)	\$179,273	(\$1,737,471)	\$187,171

Shire of Yalgoo

Budget 2016-17

Details By function Under The Following Programme Titles
And Type Of Activities Within The Programme

	Actual 2015-16		Adopted Budget 2015-2016		Adopted Budget 2016-2017	
	Income	Expenditure	Income	Expenditure	Income	Expenditure
OTHER GENERAL PURPOSE FUNDING						
OPERATING EXPENDITURE						
00000 Depreciation	\$0	\$0	\$0	\$0	\$0	\$0
Sub Total - OTHER GENERAL PURPOSE FUNDING OP/EXP	\$0	\$0	\$0	\$0	\$0	\$0
OPERATING INCOME						
I032010 - Grants Commission	(\$865,182)	\$0	(\$865,182)	\$0	(\$1,738,643)	\$0
I032015 - Country Local Gov Funding	\$0	\$0	\$0	\$0	\$0	\$0
I032020 - Local Road Grants	(\$254,627)	\$0	(\$254,627)	\$0	(\$546,604)	\$0
I032030 - Interest on Invest - Muni	(\$13,991)	\$0	(\$15,000)	\$0	(\$15,000)	\$0
I032040 - Interest on Invest - Reserves	(\$46,456)	\$0	(\$36,146)	\$0	(\$35,000)	\$0
I032045 - Interest on Invest-Other Funds	\$0	\$0	\$0	\$0	\$0	\$0
Sub Total - OTHER GENERAL PURPOSE FUNDING OP/INC	(\$1,180,256)	\$0	(\$1,170,955)	\$0	(\$2,335,247)	\$0
Total - OTHER GENERAL PURPOSE FUNDING	(\$1,180,256)	\$0	(\$1,170,955)	\$0	(\$2,335,247)	\$0
Total - GENERAL PURPOSE FUNDING	(\$3,022,337)	\$416,520	(\$3,029,685)	\$179,273	(\$4,072,718)	\$187,171
GOVERNANCE						
MEMBERS OF COUNCIL						
OPERATING EXPENDITURE						
E041005 - Members Subscriptions	\$0	\$90	\$0	\$16,000	\$0	\$5,000
E041011 - Presidents allowance	\$0	\$8,939	\$0	\$8,939	\$0	\$9,864
E041012 - Deputy Presidents allowance	\$0	\$1,552	\$0	\$2,235	\$0	\$2,466
E041010 - President's Allowance - Other	\$0	\$0	\$0	\$0	\$0	\$0
E041015 - Members Meeting Fees	\$0	\$23,381	\$0	\$23,575	\$0	\$35,634
E041020 - Members Travelling	\$0	\$39,611	\$0	\$66,000	\$0	\$50,000
E041022 - Member Communication Allowance	\$0	\$16,334	\$0	\$21,000	\$0	\$21,000
0000000- Child Care Expenses	\$0	\$0	\$0	\$0	\$0	\$2,500
E041030 - Conference Expenses	\$0	\$33,030	\$0	\$25,000	\$0	\$32,000
E041035 - Training Expenses	\$0	\$518	\$0	\$7,500	\$0	\$7,500
E041040 - Refreshments & Receptions	\$0	\$5,967	\$0	\$11,500	\$0	\$10,000
E041050 - Election Expenses	\$0	\$10,873	\$0	\$3,000	\$0	\$3,000
E041055 - Council Chambers Maintenance	\$0	\$461	\$0	\$2,000	\$0	\$2,000
E041060 - Members Insurance	\$0	\$0	\$0	\$2,500	\$0	\$2,500
E041065 - Members Donations	\$0	\$1,300	\$0	\$2,000	\$0	\$2,000
E041070 - Murchison Zone WALGA Exps	\$0	\$1,909	\$0	\$3,000	\$0	\$3,000
E041075 - Members Expenses Other	\$0	\$8,355	\$0	\$5,020	\$0	\$5,000
E041091 - Planning - Integrated	\$0	\$0	\$0	\$20,000	\$0	\$20,000
E041093 - Software Annual Licence	\$0	\$0	\$0	\$0	\$0	\$0
E041092 - Planning - Business Cases	\$0	\$0	\$0	\$7,500	\$0	\$7,500
E041200 - Admin Allocation - Members	\$0	\$328,489	\$0	\$263,343	\$0	\$265,930
E041298 - Depn - Membership	\$0	\$162	\$0	\$150	\$0	\$164
Sub Total - MEMBERS OF COUNCIL OP/EXP	\$0	\$480,971	\$0	\$490,262	\$0	\$487,058
OPERATING INCOME						
I041020 - Community Event funding	(\$2,000)	\$0	\$0	\$0	\$0	\$0
I041030 - Reimbursements	\$0	\$0	\$0	\$0	\$0	\$0
I041010 - Recovery overpaid Allowances	\$0	\$0	\$0	\$0	\$0	\$0
Sub Total - MEMBERS OF COUNCIL OP/INC	(\$2,000)	\$0	\$0	\$0	\$0	\$0
Total - MEMBERS OF COUNCIL	(\$2,000)	\$480,971	\$0	\$490,262	\$0	\$487,058
GOVERNANCE - GENERAL						
OPERATING EXPENDITURE						
Sub Total - GOVERNANCE - GENERAL OP/EXP	\$0	\$0	\$0	\$0	\$0	\$0
OPERATING INCOME						
Sub Total - GOVERNANCE - GENERAL OP/INC	\$0	\$0	\$0	\$0	\$0	\$0
Total - GOVERNANCE - GENERAL	\$0	\$0	\$0	\$0	\$0	\$0
Total - GOVERNANCE	(\$2,000)	\$480,971	\$0	\$490,262	\$0	\$487,058
LAW ORDER & PUBLIC SAFETY						
FIRE PREVENTION						
OPERATING EXPENDITURE						
E051005 - Fire Prevention Expenses	\$0	\$3,816	\$0	\$10,000	\$0	\$10,000
E051010 - Fire Vehicles Expenses	\$0	\$4,410	\$0	\$6,000	\$0	\$6,000
E051015 - Fire Insurance	\$0	\$2,233	\$0	\$5,000	\$0	\$2,500
E051020 - Fire Shed Expenses	\$0	\$1,317	\$0	\$2,059	\$0	\$498
E051110 - Fire breaks	\$0	\$0	\$0	\$4,000	\$0	\$4,000
E051111 - Emergency Management	\$0	\$467	\$0	\$3,000	\$0	\$3,000
000000 - Emergency Management Training Facility Amalgamation of Council Land	\$0	\$0	\$0	\$0	\$0	\$5,000
E051150 - Bush Fire Expenses	\$0	\$0	\$0	\$0	\$0	\$0
E051200 - Admin Allocation - Fire Control	\$0	\$32,848	\$0	\$26,334	\$0	\$26,593
E051298 - Depn - Fire Control	\$0	\$45,400	\$0	\$41,887	\$0	\$45,775
Sub Total - FIRE PREVENTION OP/EXP	\$0	\$90,491	\$0	\$98,280	\$0	\$103,366

Shire of Yalgoo

Budget 2016-17

Details By function Under The Following Programme Titles
And Type Of Activities Within The Programme

	Actual 2015-16		Adopted Budget 2015-2016		Adopted Budget 2016-2017	
	Income	Expenditure	Income	Expenditure	Income	Expenditure
OTHER GENERAL PURPOSE FUNDING						
OPERATING EXPENDITURE						
00000 Depreciation	\$0	\$0	\$0	\$0	\$0	\$0
Sub Total - OTHER GENERAL PURPOSE FUNDING OP/EXP	\$0	\$0	\$0	\$0	\$0	\$0
OPERATING INCOME						
1032010 - Grants Commission	(\$865,182)	\$0	(\$865,182)	\$0	(\$1,738,843)	\$0
1032015 - Country Local Gov Funding	\$0	\$0	\$0	\$0	\$0	\$0
1032020 - Local Road Grants	(\$254,627)	\$0	(\$254,627)	\$0	(\$546,604)	\$0
1032030 - Interest on Invest - Muni	(\$13,991)	\$0	(\$15,000)	\$0	(\$15,000)	\$0
1032040 - Interest on Invest - Reserves	(\$46,456)	\$0	(\$36,146)	\$0	(\$35,000)	\$0
1032045 - Interest on Invest-Other Funds	\$0	\$0	\$0	\$0	\$0	\$0
Sub Total - OTHER GENERAL PURPOSE FUNDING OP/INC	(\$1,180,256)	\$0	(\$1,170,955)	\$0	(\$2,335,247)	\$0
Total - OTHER GENERAL PURPOSE FUNDING	(\$1,180,256)	\$0	(\$1,170,955)	\$0	(\$2,335,247)	\$0
Total - GENERAL PURPOSE FUNDING	(\$3,022,337)	\$416,520	(\$3,029,685)	\$179,273	(\$4,072,718)	\$187,171
GOVERNANCE						
MEMBERS OF COUNCIL						
OPERATING EXPENDITURE						
E041005 - Members Subscriptions	\$0	\$90	\$0	\$16,000	\$0	\$5,000
E041011 - Presidents allowance	\$0	\$8,939	\$0	\$8,939	\$0	\$9,864
E041012 - Deputy Presidents allowance	\$0	\$1,552	\$0	\$2,235	\$0	\$2,466
E041010 - President's Allowance - Other	\$0	\$0	\$0	\$0	\$0	\$0
E041015 - Members Meeting Fees	\$0	\$23,381	\$0	\$23,575	\$0	\$35,634
E041020 - Members Travelling	\$0	\$39,611	\$0	\$66,000	\$0	\$50,000
E041022 - Member Communication Allowance	\$0	\$16,334	\$0	\$21,000	\$0	\$21,000
0000000- Child Care Expenses	\$0	\$0	\$0	\$0	\$0	\$2,500
E041030 - Conference Expenses	\$0	\$33,030	\$0	\$25,000	\$0	\$32,000
E041035 - Training Expenses	\$0	\$518	\$0	\$7,500	\$0	\$7,500
E041040 - Refreshments & Receptions	\$0	\$5,967	\$0	\$11,500	\$0	\$10,000
E041050 - Election Expenses	\$0	\$10,873	\$0	\$3,000	\$0	\$3,000
E041055 - Council Chambers Maintenance	\$0	\$481	\$0	\$2,000	\$0	\$2,000
E041060 - Members Insurance	\$0	\$0	\$0	\$2,500	\$0	\$2,500
E041065 - Members Donations	\$0	\$1,300	\$0	\$2,000	\$0	\$2,000
E041070 - Murchison Zone WALGA Exps	\$0	\$1,909	\$0	\$3,000	\$0	\$3,000
E041075 - Members Expenses Other	\$0	\$8,355	\$0	\$5,020	\$0	\$5,000
E041091 - Planning - Integrated	\$0	\$0	\$0	\$20,000	\$0	\$20,000
E041093 - Software Annual Licence	\$0	\$0	\$0	\$0	\$0	\$0
E041092 - Planning - Business Cases	\$0	\$0	\$0	\$7,500	\$0	\$7,500
E041200 - Adm In Allocation - Members	\$0	\$328,489	\$0	\$263,343	\$0	\$265,930
E041298 - Depn - Membership	\$0	\$162	\$0	\$150	\$0	\$164
Sub Total - MEMBERS OF COUNCIL OP/EXP	\$0	\$480,971	\$0	\$490,262	\$0	\$487,058
OPERATING INCOME						
I041020 - Community Event funding	(\$2,000)	\$0	\$0	\$0	\$0	\$0
I041030 - Reimbursements	\$0	\$0	\$0	\$0	\$0	\$0
I041010 - Recovery overpaid Allowances	\$0	\$0	\$0	\$0	\$0	\$0
Sub Total - MEMBERS OF COUNCIL OP/INC	(\$2,000)	\$0	\$0	\$0	\$0	\$0
Total - MEMBERS OF COUNCIL	(\$2,000)	\$480,971	\$0	\$490,262	\$0	\$487,058
GOVERNANCE - GENERAL						
OPERATING EXPENDITURE						
Sub Total - GOVERNANCE - GENERAL OP/EXP	\$0	\$0	\$0	\$0	\$0	\$0
OPERATING INCOME						
Sub Total - GOVERNANCE - GENERAL OP/INC	\$0	\$0	\$0	\$0	\$0	\$0
Total - GOVERNANCE - GENERAL	\$0	\$0	\$0	\$0	\$0	\$0
Total - GOVERNANCE	(\$2,000)	\$480,971	\$0	\$490,262	\$0	\$487,058
LAW ORDER & PUBLIC SAFETY						
FIRE PREVENTION						
OPERATING EXPENDITURE						
E051005 - Fire Prevention Expenses	\$0	\$3,816	\$0	\$10,000	\$0	\$10,000
E051010 - Fire Vehicles Expenses	\$0	\$4,410	\$0	\$6,000	\$0	\$6,000
E051015 - Fire Insurance	\$0	\$2,233	\$0	\$5,000	\$0	\$2,500
E051020 - Fire Shed Expenses	\$0	\$1,317	\$0	\$2,059	\$0	\$498
E051110 - Fire breaks	\$0	\$0	\$0	\$4,000	\$0	\$4,000
E051111 - Emergency Management	\$0	\$467	\$0	\$3,000	\$0	\$3,000
000000 - Emergency Management Training Facility Amalgamation of Council Land	\$0	\$0	\$0	\$0	\$0	\$5,000
E051150 - Bush Fire Expenses	\$0	\$0	\$0	\$0	\$0	\$0
E051200 - Adm In Allocation - Fire Control	\$0	\$32,848	\$0	\$26,334	\$0	\$26,593
E051298 - Depn - Fire Control	\$0	\$45,400	\$0	\$41,887	\$0	\$45,775
Sub Total - FIRE PREVENTION OP/EXP	\$0	\$90,491	\$0	\$98,280	\$0	\$103,366
OPERATING INCOME						
I051010 - Fire Service Grants	(\$12,570)	\$0	(\$12,550)	\$0	(\$10,925)	\$0
I051015 - FESA Adm In Commission	(\$3,400)	\$0	(\$3,200)	\$0	(\$3,400)	\$0
I051020 - Fire costs reimbursement	\$0	\$0	\$0	\$0	\$0	\$0
Sub Total - FIRE PREVENTION OP/INC	(\$15,970)	\$0	(\$15,810)	\$0	(\$14,325)	\$0
Total - FIRE PREVENTION	(\$15,970)	\$90,491	(\$15,810)	\$98,280	(\$14,325)	\$103,366

Shire of Yalgoo

Budget 2016-17

Details By function Under The Following Programme Titles
And Type Of Activities Within The Programme

	Actual 2015-16		Adopted Budget 2015-2016		Adopted Budget 2016-2017	
	Income	Expenditure	Income	Expenditure	Income	Expenditure
ANIMAL CONTROL						
OPERATING EXPENDITURE						
E052005 - Animal Control Expenses	\$0	\$1,612	\$0	\$1,368	\$0	\$1,900
E052010 - Other Animal Control Expenses	\$0	\$721	\$0	\$0	\$0	\$1,000
E052015 - Animal Ranger Expenses	\$0	\$18,326	\$0	\$18,000	\$0	\$20,000
E052020 - Animal Sterilisation Program	\$0	\$3,279	\$0	\$5,500	\$0	\$4,500
E052105 - Cat Act Expenses	\$0	\$0	\$0	\$0	\$0	\$0
E052200 - Admin Allocation - Animal Contr	\$0	\$32,848	\$0	\$26,334	\$0	\$26,593
E052298 - Deprn. Animal Control	\$0	\$216	\$0	\$200	\$0	\$218
Sub Total - ANIMAL CONTROL OP/EXP	\$0	\$57,004	\$0	\$51,402	\$0	\$54,211
OPERATING INCOME						
I052110 - Fines & Penalties	\$0	\$0	(\$500)	\$0	(\$100)	\$0
I052120 - Impounding Fees	\$0	\$0	(\$100)	\$0	(\$100)	\$0
I052130 - Dog Registrations	(\$287)	\$0	(\$700)	\$0	(\$350)	\$0
Sub Total - ANIMAL CONTROL OP/INC	(\$287)	\$0	(\$1,300)	\$0	(\$550)	\$0
Total - ANIMAL CONTROL	(\$287)	\$57,004	(\$1,300)	\$51,402	(\$550)	\$54,211
OTHER LAW ORDER & PUBLIC SAFETY						
OPERATING EXPENDITURE						
E053005 - Community Safety	\$0	\$0	\$0	\$1,000	\$0	\$1,000
E053010 - RoadWise LG Road Safety Contribution	\$0	\$5,000	\$0	\$0	\$0	\$5,000
E053200 - Admin Allocation - Other Law	\$0	\$16,424	\$0	\$13,167	\$0	\$13,296
Sub Total - OTHER LAW ORDER & PUBLIC SAFETY OP/EXP	\$0	\$21,424	\$0	\$14,167	\$0	\$19,296
OPERATING INCOME						
I053005 - Grant - Community Safety and Crime Prevention	\$0	\$0	\$0	\$0	\$0	\$0
Sub Total - OTHER LAW ORDER & PUBLIC SAFETY OP /INC	\$0	\$0	\$0	\$0	\$0	\$0
Total - OTHER LAW ORDER PUBLIC SAFETY	\$0	\$21,424	\$0	\$14,167	\$0	\$19,296
Total - LAW ORDER & PUBLIC SAFETY	(\$16,257)	\$168,919	(\$17,110)	\$163,849	(\$14,875)	\$176,873
HEALTH						
HEALTH ADMINISTRATION & INSPECTION						
OPERATING EXPENDITURE						
E074006 - EHO Consulting	\$0	\$8,959	\$0	\$5,000	\$0	\$9,000
E074010 - Water Sampling Expenses	\$0	\$910	\$0	\$200	\$0	\$1,000
E074020 - Other Health Admin Expenses	\$0	\$68	\$0	\$200	\$0	\$200
E074200 - Admin Allocation - Other Health	\$0	\$16,424	\$0	\$13,167	\$0	\$13,296
E074298 - Deprn. - Health Admin. & Inspect	\$0	\$633	\$0	\$130	\$0	\$142
Sub Total - HEALTH ADMIN & INSPECTION OP/EXP	\$0	\$26,994	\$0	\$18,697	\$0	\$23,638
OPERATING INCOME						
I074005 - Health Inspection Fees	(\$150)	\$0	(\$500)	\$0	(\$500)	\$0
I074010 - Septic Tank Fee	(\$118)	\$0	(\$300)	\$0	(\$118)	\$0
Sub Total - HEALTH ADMIN & INSPECTION OP/INC	(\$268)	\$0	(\$800)	\$0	(\$618)	\$0
Total - HEALTH ADMIN & INSPECTION	(\$268)	\$26,994	(\$800)	\$18,697	(\$618)	\$23,638
MATERNAL AND INFANT HEALTH						
OPERATING EXPENDITURE						
	\$0	\$0	\$0	\$0	\$0	\$0
Sub Total - MATERNAL AND INFANT HEALTH	\$0	\$0	\$0	\$0	\$0	\$0
Total - MATERNAL AND INFANT HEALTH	\$0	\$0	\$0	\$0	\$0	\$0
PREVENTIVE SERVICE						
OPERATING EXPENDITURE						
E075005 - Mosquito Control	\$0	\$75	\$0	\$7,292	\$0	\$5,000
E075200 - Admin Allocated - Prev Services	\$0	\$8,213	\$0	\$6,584	\$0	\$6,649
E075298 - Deprn - Prev Services	\$0	\$18,023	\$0	\$17,991	\$0	\$18,049
Sub Total - PREVENTIVE SRVS - OP/EXP	\$0	\$26,311	\$0	\$31,867	\$0	\$29,698
Total - PREVENTIVE SERVICES	\$0	\$26,311	\$0	\$31,867	\$0	\$29,698
PREVENTIVE SERVICE - OTHER						
OPERATING EXPENDITURE						
	\$0	\$0	\$0	\$0	\$0	\$0
Sub Total - PREVENTIVE SRVS - OTHER OP/EXP	\$0	\$0	\$0	\$0	\$0	\$0
Total - PREVENTIVE SERVICES - OTHER	\$0	\$0	\$0	\$0	\$0	\$0

Shire of Yalgoo

Budget 2016-17

Details By function Under The Following Programme Titles
And Type Of Activities Within The Programme

	Actual 2015-16		Adopted Budget 2015-2016		Adopted Budget 2016-2017	
	Income	Expenditure	Income	Expenditure	Income	Expenditure
OTHER HEALTH						
OPERATING EXPENDITURE						
E077005 - Health Centre Maintenance	\$0	\$11,663	\$0	\$14,504	\$0	\$15,280
E077010 - Analytical Expenses	\$0	\$350	\$0	\$500	\$0	\$500
E077015 - Ambulance Services	\$0	\$213	\$0	\$500	\$0	\$500
E077025 - Dental Services	\$0	\$0	\$0	\$1,000	\$0	\$500
E077100 - Other Health Admin Allocation	\$0	\$32,848	\$0	\$26,334	\$0	\$26,593
E077298 - Deprn - Other Health	\$0	\$1,477	\$0	\$0	\$0	\$1,612
Sub Total - OTHER HEALTH OP/EXP	\$0	\$46,552	\$0	\$42,838	\$0	\$44,985
OPERATING INCOME						
I077010 - Reimbursements WACHS	(\$25,579)	\$0	(\$16,500)	\$0	(\$15,280)	\$0
	\$0	\$0	\$0	\$0	\$0	\$0
Sub Total - OTHER HEALTH OP/INC	(\$25,579)	\$0	(\$16,500)	\$0	(\$15,280)	\$0
Total - OTHER HEALTH	(\$25,579)	\$46,552	(\$16,500)	\$42,838	(\$15,280)	\$44,985
Total - HEALTH	(\$25,847)	\$99,856	(\$17,300)	\$93,402	(\$15,898)	\$98,321
EDUCATION & WELFARE						
EDUCATION						
OPERATING EXPENDITURE						
E061010 - Education Initiative	\$0	\$0	\$0	\$2,500	\$0	\$2,500
E061200 - Admin Allocation - Other Educat	\$0	\$8,213	\$0	\$6,584	\$0	\$6,649
Sub Total - EDUCATION OP/EXP	\$0	\$8,213	\$0	\$9,084	\$0	\$9,149
Total - EDUCATION	\$0	\$8,213	\$0	\$9,084	\$0	\$9,149
OTHER EDUCATION						
OPERATING EXPENDITURE						
Sub Total - OTHER EDUCATION OP/EXP	\$0	\$0	\$0	\$0	\$0	\$0
Total - OTHER EDUCATION	\$0	\$0	\$0	\$0	\$0	\$0
WELFARE						
OPERATING EXPENDITURE						
Sub Total - WELFARE OP/EXP	\$0	\$0	\$0	\$0	\$0	\$0
OPERATING INCOME						
Sub Total - WELFARE OP/INC	\$0	\$0	\$0	\$0	\$0	\$0
Total - WELFARE	\$0	\$0	\$0	\$0	\$0	\$0
AGED & DISABLED OTHER						
OPERATING EXPENDITURE						
Sub Total - AGED & DISABLED OTHER OP/EXP	\$0	\$0	\$0	\$0	\$0	\$0
Total - AGED & DISABLED OTHER	\$0	\$0	\$0	\$0	\$0	\$0
Total - EDUCATION & WELFARE	\$0	\$8,213	\$0	\$9,084	\$0	\$9,149
HOUSING						
STAFF HOUSING						
OPERATING EXPENDITURE						
E091005 - Staff Housing Expenses	\$0	\$0	\$0	\$0	\$0	\$1,000
E091006 - Housing Expenses - Insurance	\$0	\$11,441	\$0	\$12,500	\$0	\$12,500
E091007 - Housing Expenses - Utilities	\$0	\$21,163	\$0	\$25,500	\$0	\$20,000
E091008 - Housing Expenses - R & M	\$0	\$133,489	\$0	\$123,180	\$0	\$120,291
E091009 - Housing Expenses - Other	\$0	\$3,343	\$0	\$5,000	\$0	\$5,000
E091015 - Interest Expense Loan 56	\$0	\$11,139	\$0	\$11,139	\$0	\$9,744
E091020 - Interest Expense Loan 53	\$0	\$8,926	\$0	\$9,103	\$0	\$8,118
E091025 - Interest Expense Loan 55	\$0	\$11,283	\$0	\$11,467	\$0	\$10,293
E091100 - Admin Allocation	\$0	\$49,274	\$0	\$39,502	\$0	\$39,890
E091298 - Depreciation - Staff Housing	\$0	\$34,377	\$0	\$32,831	\$0	\$34,662
Sub Total - STAFF HOUSING OP/EXP	\$0	\$284,434	\$0	\$270,222	\$0	\$261,497
OPERATING INCOME						
I091005 - Staff Housing Rental	(\$19,355)	\$0	(\$18,000)	\$0	(\$18,000)	\$0
I091015 - Reimbursements	(\$847)	\$0	\$0	\$0	\$0	\$0
000000 - Telstra Fund	\$0	\$0	\$0	\$0	(\$40,248)	\$0
I091016 - Grant - MWIP	\$0	\$0	\$0	\$0	\$0	\$0
Sub Total - STAFF HOUSING OP/INC	(\$20,202)	\$0	(\$18,000)	\$0	(\$58,248)	\$0
Total - STAFF HOUSING	(\$20,202)	\$284,434	(\$18,000)	\$270,222	(\$58,248)	\$261,497
HOUSING OTHER						

Shire of Yalgoo

Budget 2016-17

Details By function Under The Following Programme Titles
And Type Of Activities Within The Programme

	Actual 2015-16		Adopted Budget 2015-2016		Adopted Budget 2016-2017	
	Income	Expenditure	Income	Expenditure	Income	Expenditure
OPERATING EXPENDITURE						
E092105 - 18C Shamrock St expenses	\$0	\$250	\$0	\$767	\$0	\$415
E092110 - 18D Shamrock St expenses	\$0	\$897	\$0	\$1,073	\$0	\$125
E092200 - Admin Alloc - Other Housing	\$0	\$16,424	\$0	\$13,167	\$0	\$13,296
E092298 - Depn - Other Housing	\$0	\$41,202	\$0	\$37,860	\$0	\$41,374
Sub Total - HOUSING OTHER OP/EXP	\$0	\$58,772	\$0	\$52,867	\$0	\$55,210
OPERATING INCOME						
I092030 - Reimbursements	(\$5,177)	\$0	\$0	\$0	(\$7,000)	\$0
Sub Total - HOUSING OTHER OP/INC	(\$5,177)	\$0	\$0	\$0	(\$7,000)	\$0
Total - HOUSING OTHER	(\$5,177)	\$58,772	\$0	\$52,867	(\$7,000)	\$55,210
Total - HOUSING	(\$25,379)	\$343,206	(\$18,000)	\$323,089	(\$65,248)	\$316,707
COMMUNITY AMENITIES						
SANITATION - HOUSEHOLD REFUSE						
OPERATING EXPENDITURE						
E101005 - Household Refuse Collection	\$0	\$40,982	\$0	\$40,000	\$0	\$46,000
E101010 - Refuse Site Mainten - Yalgoo	\$0	\$1,391	\$0	\$10,291	\$0	\$3,242
E101015 - Refuse Site Mainten - Paynes F	\$0	\$0	\$0	\$5,000	\$0	\$3,000
E101020 - Commercial Refuse Collection	\$0	\$11,230	\$0	\$11,000	\$0	\$12,500
E101025 - Replacement bins	\$0	\$16,424	\$0	\$2,000	\$0	\$2,000
E101200 - Admin Allocation - Sanitation	\$0	\$0	\$0	\$13,167	\$0	\$13,296
Sub Total - SANITATION HOUSEHOLD REFUSE OP/EXP	\$0	\$70,027	\$0	\$81,458	\$0	\$80,038
OPERATING INCOME						
I101005 - Household Refuse Remove. Charges	(\$9,250)	\$0	(\$9,000)	\$0	(\$9,250)	\$0
I101010 - Commercial Refuse Remov Charges	(\$3,250)	\$0	(\$3,000)	\$0	(\$3,250)	\$0
Sub Total - SANITATION H/HOLD REFUSE OP/INC	(\$12,500)	\$0	(\$12,000)	\$0	(\$12,500)	\$0
Total - SANITATION HOUSEHOLD REFUSE	(\$12,500)	\$70,027	(\$12,000)	\$81,458	(\$12,500)	\$80,038
SANITATION OTHER						
OPERATING EXPENDITURE						
Sub Total - SANITATION OTHER OP/EXP	\$0	\$0	\$0	\$0	\$0	\$0
OPERATING INCOME						
Sub Total - SANITATION OTHER OP/INC	\$0	\$0	\$0	\$0	\$0	\$0
Total - SANITATION OTHER	\$0	\$0	\$0	\$0	\$0	\$0
SEWERAGE						
EFFLUENT DRAINAGE SYSTEM						
OPERATING EXPENDITURE						
Sub Total - SEWERAGE OP/EXP	\$0	\$0	\$0	\$0	\$0	\$0
OPERATING INCOME						
Sub Total - SEWERAGE OP/INC	\$0	\$0	\$0	\$0	\$0	\$0
Total - SEWERAGE	\$0	\$0	\$0	\$0	\$0	\$0
PROTECTION OF THE ENVIRONMENT						
OPERATING EXPENDITURE						
E102005 - Removal Abandoned Vehicles	\$0	\$118	\$0	\$1,000	\$0	\$500
New - Landcare Grant Unspent C/fwd	\$0	\$18,182	\$0	\$20,000	\$0	\$18,181
Sub Total - PROTECTION OF THE ENVIRONMENT OP/EXP	\$0	\$18,300	\$0	\$21,000	\$0	\$2,318
OPERATING INCOME						
I102006 - Grant Landcare	\$0	\$0	\$0	\$0	\$0	\$0
Sub Total - PROTECTION OF THE ENVIRONMENT OP/INC	\$0	\$0	\$0	\$0	\$0	\$0
Total - PROTECTION OF THE ENVIRONMENT	\$0	\$18,300	\$0	\$21,000	\$0	\$2,318
TOWN PLANNING AND REGIONAL DEVELOPMENT						
OPERATING EXPENDITURE						
E106005 - TP Scheme Expenses	\$0	\$4,439	\$0	\$3,000	\$0	\$3,000
E106006 - Yalgoo Townsite Infrs. Plan	\$0	\$0	\$0	\$0	\$0	\$0
E106007 - EHO Consulting	\$0	\$12,704	\$0	\$4,000	\$0	\$13,000
E106011 - Yalgoo Revitalisation Planning - Unspent Grant C/fwd	\$0	\$0	\$0	\$19,875	\$0	\$19,875
E106200 - Admin Allocation - Town Plannin	\$0	\$16,424	\$0	\$13,167	\$0	\$13,296
Sub Total - TOWN PLAN & REG DEV OP/EXP	\$0	\$33,567	\$0	\$40,042	\$0	\$49,171
OPERATING INCOME						
I103005 - Town Planning Fees	(\$147)	\$0	(\$500)	\$0	(\$500)	\$0
I103015 - CDC Fee	\$0	\$0	\$0	\$0	\$0	\$0
Sub Total - TOWN PLAN & REG DEV OP/INC	(\$147)	\$0	(\$500)	\$0	(\$500)	\$0
Total - TOWN PLANNING & REGIONAL DEVELOPMENT	(\$147)	\$33,567	(\$500)	\$40,042	(\$500)	\$49,171

Shire of Yalgoo

Budget 2016-17

Details By function Under The Following Programme Titles
And Type Of Activities Within The Programme

	Actual 2015-16		Adopted Budget 2015-2016		Adopted Budget 2016-2017	
	Income	Expenditure	Income	Expenditure	Income	Expenditure
OTHER COMMUNITY AMENITIES						
OPERATING EXPENDITURE						
E107005 - Cemetery Expenses	\$0	\$4,889	\$0	\$3,728	\$0	\$8,954
E107010 - Public Conveniences	\$0	\$29,809	\$0	\$35,661	\$0	\$51,992
E107015 - Community Bus Expenses	\$0	\$6,387	\$0	\$10,500	\$0	\$7,950
E107021 - Vacant Land Development/Mtce	\$0	\$254	\$0	\$2,000	\$0	\$2,000
E107025 - Interest Expenditure - Loan 54	\$0	\$4,399	\$0	\$4,640	\$0	\$4,161
E107200 - Admin Allocation - Other Commun	\$0	\$32,848	\$0	\$26,334	\$0	\$26,593
E107298 - Depn - Other Community Services	\$0	\$24,631	\$0	\$22,725	\$0	\$24,834
Sub Total - OTHER COMMUNITY AMENITIES OP/EXP	\$0	\$103,218	\$0	\$105,588	\$0	\$126,484
OPERATING INCOME						
I107005 - Cemetery Fees	(\$1,200)	\$0	(\$1,200)	\$0	(\$1,200)	\$0
I107010 - Community Bus Hire	(\$1,050)	\$0	(\$1,000)	\$0	(\$1,000)	\$0
I107301 - Sale of land	\$0	\$0	\$0	\$0	\$0	\$0
Sub Total - OTHER COMMUNITY AMENITIES OP/INC	(\$2,250)	\$0	(\$2,200)	\$0	(\$2,200)	\$0
Total - OTHER COMMUNITY AMENITIES	(\$2,250)	\$103,218	(\$2,200)	\$105,588	(\$2,200)	\$126,484
URBAN STORMWATER DRAINAGE						
OPERATING EXPENDITURE						
	\$0	\$0	\$0	\$0	\$0	\$0
Sub Total - URBAN STORMWATER DRAINAGE OP/EXP	\$0	\$0	\$0	\$0	\$0	\$0
Total - URBAN STORMWATER DRAINAGE	\$0	\$0	\$0	\$0	\$0	\$0
Total - COMMUNITY AMENITIES	(\$14,897)	\$225,112	(\$14,700)	\$248,088	(\$15,200)	\$258,011
RECREATION & CULTURE						
PUBLIC HALL & CIVIC CENTRES						
OPERATING EXPENDITURE						
E111005 - Yalgoo Hall Expenses	\$0	\$22,816	\$0	\$22,311	\$0	\$29,978
E111200 - Admin Allocation - Public Halls	\$0	\$82,122	\$0	\$65,836	\$0	\$66,485
E111298 - Depn - Public Halls	\$0	\$12,997	\$0	\$11,992	\$0	\$13,105
Sub Total - PUBLIC HALLS & CIVIC CENTRES OP/EXP	\$0	\$117,936	\$0	\$100,139	\$0	\$109,568
OPERATING INCOME						
I111005 - Hall Hire	(\$68)	\$0	(\$100)	\$0	(\$100)	\$0
I111022 - Yalgoo Community Hub (CSRFF)	\$0	\$0	\$0	\$0	\$0	\$0
I111025 - CLGF Year 3 10/11 Hall upgrade	\$0	\$0	\$0	\$0	\$0	\$0
Sub Total - PUBLIC HALLS & CIVIC CENTRES OP/INC	(\$68)	\$0	(\$100)	\$0	(\$100)	\$0
Total - PUBLIC HALL & CIVIC CENTRES	(\$68)	\$117,936	(\$100)	\$100,139	(\$100)	\$109,568
OTHER RECREATION & SPORT						
OPERATING EXPENDITURE						
E113002 - Community Park Gibbon St	\$0	\$12,617	\$0	\$18,824	\$0	\$24,051
E113004 - Shamrock St Park	\$0	\$4,176	\$0	\$6,147	\$0	\$15,256
E113010 - Old Railway Station grounds	\$0	\$40,962	\$0	\$40,396	\$0	\$51,695
E113015 - Old Railway Station building	\$0	\$41,223	\$0	\$52,650	\$0	\$68,689
E113020 - Paynes Find Complex Expenses	\$0	\$6,457	\$0	\$19,000	\$0	\$6,500
E113025 - Tennis Courts	\$0	\$552	\$0	\$2,500	\$0	\$800
E113027 - Yalgoo Hub - Covered Sports	\$0	\$11,107	\$0	\$28,636	\$0	\$19,803
E113028 - Kidsport expenditure- Unspent Grant C/fw/d	\$0	\$0	\$0	\$96,775	\$0	\$21,775
E113030 - Yalgoo Golf Course	\$0	\$150	\$0	\$2,561	\$0	\$249
E113060 - Minor Equipment	\$0	\$13,279	\$0	\$2,000	\$0	\$2,000
E113090 - Water Park Mtce	\$0	\$0	\$0	\$30,501	\$0	\$27,139
E113200 - Admin Allocation - Other Recrea	\$0	\$82,122	\$0	\$65,836	\$0	\$66,483
E113298 - Depn - Other Recreation	\$0	\$116,264	\$0	\$98,540	\$0	\$117,065
Sub Total - OTHER RECREATION & SPORT OP/EXP	\$0	\$328,908	\$0	\$464,366	\$0	\$421,505
OPERATING INCOME						
I113011 - Old Railway Station Hire	(\$136)	\$0	(\$1,000)	\$0	(\$500)	\$0
I113015 - Paynes Find Complex Hire	(\$45)	\$0	(\$100)	\$0	(\$100)	\$0
000000 - Grant s - Community/School Oval Development	\$0	\$0	\$0	\$0	(\$250,000)	\$0
I113025 - Grant - Community Pool Revitalisation	(\$10,000)	\$0	\$0	\$0	\$0	\$0
Sub Total - OTHER RECREATION & SPORT OP/INC	(\$10,182)	\$0	(\$1,100)	\$0	(\$250,600)	\$0
Total - OTHER RECREATION & SPORT	(\$10,182)	\$328,908	(\$1,100)	\$464,366	(\$250,600)	\$421,505
TV AND RADIO BROADCASTING						
OPERATING EXPENDITURE						
E114005 - Rebroadcasting Licences	\$0	\$726	\$0	\$1,000	\$0	\$1,000
E114006 - Rebroadcasting Mats/Contr	\$0	\$165	\$0	\$3,000	\$0	\$2,000
E114010 - Rebroadcasting Equip Mtce	\$0	\$944	\$0	\$150	\$0	\$200
E114200 - Admin Allocated - TV	\$0	\$8,213	\$0	\$6,584	\$0	\$6,649
Sub Total - TV AND RADIO BROADCASTING OP/EXP	\$0	\$10,047	\$0	\$10,734	\$0	\$9,849
OPERATING INCOME						
I114010-Reimbursements	(\$202)	\$0	\$0	\$0	\$0	\$0
Sub Total - TV AND RADIO BROADCASTING OP/INC	(\$202)	\$0	\$0	\$0	\$0	\$0
Total - TV AND RADIO BROADCASTING OP/INC	(\$202)	\$10,047	\$0	\$10,734	\$0	\$9,849

Shire of Yalgoo

Budget 2016-17

Details By function Under The Following Programme Titles
And Type Of Activities Within The Programme

	Actual 2015-16		Adopted Budget 2015-2016		Adopted Budget 2016-2017	
	Income	Expenditure	Income	Expenditure	Income	Expenditure
LIBRARIES						
OPERATING EXPENDITURE						
E115010 - Freight & Post (Books)	\$0	\$514	\$0	\$1,000	\$0	\$1,000
E115015 - Library Other Expenses	\$0	\$1,973	\$0	\$2,000	\$0	\$2,000
E115200 - Admin Allocation - Libraries	\$0	\$82,122	\$0	\$65,836	\$0	\$66,483
E115298 - Depn - Library	\$0	\$0	\$0	\$0	\$0	\$0
E115005 - Wages and Overheads	\$0	\$0	\$0	\$0	\$0	\$0
Sub Total - LIBRARIES OP/EXP	\$0	\$84,609	\$0	\$68,836	\$0	\$69,483
OPERATING INCOME						
	\$0	\$0	\$0	\$0	\$0	\$0
	\$0	\$0	\$0	\$0	\$0	\$0
Sub Total - LIBRARIES OP/INC	\$0	\$0	\$0	\$0	\$0	\$0
Total - LIBRARIES	\$0	\$84,609	\$0	\$68,836	\$0	\$69,483
OTHER CULTURE						
OPERATING EXPENDITURE						
E116105 - Municipal heritage Inventory	\$0	\$0	\$0	\$500	\$0	\$500
E116110 - Celebration	\$0	\$10,635	\$0	\$15,000	\$0	\$15,000
E116200 - Admin Allocated Other Culture	\$0	\$16,424	\$0	\$13,167	\$0	\$13,296
E117005 - Museum/Gaol Expenses	\$0	\$3,830	\$0	\$3,923	\$0	\$4,342
E117010 - Chapel Expenses	\$0	\$4,505	\$0	\$5,505	\$0	\$5,471
E117110 - Old Anglican Church	\$0	\$938	\$0	\$1,943	\$0	\$1,847
E117200 - Admin Alloc - Other Heritage	\$0	\$24,637	\$0	\$19,751	\$0	\$19,945
E117298 - Depn Other Heritage	\$0	\$3,823	\$0	\$3,527	\$0	\$3,855
E117024 - Heritage Advisory Service	\$0	\$2,374	\$0	\$7,067	\$0	\$4,650
Sub Total - OTHER CULTURE OP/EXP	\$0	\$67,166	\$0	\$70,383	\$0	\$68,906
OPERATING INCOME						
I117005 - Sale of History Books	(\$248)	\$0	(\$300)	\$0	(\$300)	\$0
I117010 - Chapel & Museum Fees	(\$603)	\$0	(\$700)	\$0	(\$700)	\$0
I117025 - State Heritage Office Grant (Grant max of \$4650*50%)	(\$1,780)	\$0	(\$5,300)	\$0	(\$2,325)	\$0
Sub Total - OTHER CULTURE OP/INC	(\$2,632)	\$0	(\$6,300)	\$0	(\$3,325)	\$0
Total - OTHER CULTURE	(\$2,632)	\$67,166	(\$6,300)	\$70,383	(\$3,325)	\$68,906
Total - RECREATION AND CULTURE	(\$13,084)	\$608,667	(\$7,500)	\$714,458	(\$254,025)	\$679,311
TRANSPORT						
STREETS, RD, BRIDGES, DEPOT - CONSTRUCTION						
OPERATING EXPENDITURE						
	\$0	\$0	\$0	\$0	\$0	\$0
Sub Total - ST,RDS,BRIDGES,DEPOT-CONST OP/EXP	\$0	\$0	\$0	\$0	\$0	\$0
OPERATING INCOME						
I121005 - RRGPs Grants 1	(\$240,000)	\$0	(\$240,000)	\$0	\$0	\$0
I121010 - RRGPs Grants 2	\$0	\$0	\$0	\$0	\$0	\$0
I121005 - RRGPs Grants 2015-16 Yalgoo- Ninghan	\$0	\$0	\$0	\$0	(\$48,000)	\$0
I121005 - RRGPs Grants 2015-16 Yalgoo- North Road	\$0	\$0	\$0	\$0	(\$72,000)	\$0
I121015 - MRWA Direct Grants	(\$128,700)	\$0	(\$128,700)	\$0	(\$131,233)	\$0
000000 - Roads to Recovery Grants 2016-17 Allocation	\$0	\$0	\$0	\$0	(\$612,310)	\$0
I121020 - Roads to Recovery Grants 2015-16 Allocation	(\$648,496)	\$0	(\$757,460)	\$0	\$0	\$0
New - Roads to Recovery Grants 2014-15 Allocation Unspent	\$0	\$0	(\$156,096)	\$0	\$0	\$0
New - Flood Damage Recoups (AGRN 661) MRWA	(\$1,525,591)	\$0	(\$2,468,297)	\$0	(\$942,706)	\$0
I121026 - Flood Damage Recoups (AGRN 627) MRWA	\$0	\$0	\$0	\$0	\$0	\$0
I121039 - Road Agreements Income - MMG 2015-16 invoiced in Aug 2016 and 2016-17	\$0	\$0	(\$203,793)	\$0	(\$323,870)	\$0
000000 - Road Agreements Income - Doray Minerals Deflector Gold	\$0	\$0	\$0	\$0	(\$9,072)	\$0
I121044 - Contrib to Rd Renewal - Mining	\$0	\$0	\$0	\$0	\$0	\$0
I121045 - Contrib to Road Mtce - Mining	\$0	\$0	\$0	\$0	\$0	\$0
000000-Road Agreement Fees	(\$650)	\$0	\$0	\$0	(\$500)	\$0
I121047 - CLGF Yalgoo Morawa Road	\$0	\$0	\$0	\$0	\$0	\$0
I121050 - Depot Sale of Scrap	\$0	\$0	(\$1,000)	\$0	\$0	\$0
I121055 - Depot Sale Cement Other Mat	\$0	\$0	\$0	\$0	\$0	\$0
	\$0	\$0	\$0	\$0	\$0	\$0
Sub Total - ST,RDS,BRIDGES,DEPOT - CONST OP/INC	(\$2,543,437)	\$0	(\$3,955,346)	\$0	(\$2,139,691)	\$0
Total - ST,RDS,BRIDGES,DEPOT - CONST	(\$2,543,437)	\$0	(\$3,955,346)	\$0	(\$2,139,691)	\$0
STREETS,ROADS, BRIDGES, DEPOTS - MAINTENANCE						

Shire of Yalgoo

Budget 2016-17

Details By function Under The Following Programme Titles
And Type Of Activities Within The Programme

	Actual 2015-16		Adopted Budget 2015-2016		Adopted Budget 2016-2017	
	Income	Expenditure	Income	Expenditure	Income	Expenditure
OPERATING EXPENDITURE						
E122005 - Town St Maintenance	\$0	\$69,900	\$0	\$77,077	\$0	\$134,184
E122010 - Footpaths/Crossover Mtce	\$0	\$35	\$0	\$11,460	\$0	\$148
E122011 - Lighting of Streets	\$0	\$7,595	\$0	\$8,000	\$0	\$9,500
E122013 - Street Trees & Watering	\$0	\$15,887	\$0	\$48,384	\$0	\$30,275
E122025 - Road Mtce Other Works	\$0	\$0	\$0	\$0	\$0	\$0
E025.10 - Sign Repls/Replace	\$0	\$21,598	\$0	\$19,743	\$0	\$18,565
E025.11 - Street Sweeping	\$0	\$0	\$0	\$143	\$0	\$2,000
E025.13 - Veg/Weed Control	\$0	\$0	\$0	\$50,000	\$0	\$30,000
E122030 - Road Inspection After Rain	\$0	\$23,895	\$0	\$18,841	\$0	\$42,483
E122050 - Engineering	\$0	\$11,550	\$0	\$20,000	\$0	\$15,000
E122055 - Rural Road Maintenance	\$0	\$977,272	\$0	\$778,240	\$0	\$859,943
E122056 - Roman Expenses	\$0	\$9,534	\$0	\$15,000	\$0	\$11,585
E122057 - Road Agreement Maintenance MMG	\$0	\$0	\$0	\$203,793	\$0	\$323,870
000000 - Road Agreement Maintenance Doray Minerals	\$0	\$0	\$0	\$0	\$0	\$9,072
E122062 - RAV Admin - Engineering & Legal	\$0	\$4,242	\$0	\$10,000	\$0	\$10,000
E122090 - Rework - In-cement Weather	\$0	\$0	\$0	\$15,000	\$0	\$15,000
E122095 - PWOH Under Utilisation	\$0	\$0	\$0	\$0	\$0	\$0
E122096 - POC Under Utilisation	\$0	\$29,054	\$0	\$83,293	\$0	\$22,822
E122200 - Admin Allocation - Roads	\$0	\$82,122	\$0	\$65,836	\$0	\$66,483
E122295 - Depreciation - Transport Other	\$0	\$801,390	\$0	\$13,167	\$0	\$13,295
E122300 - Flood Damage	\$0	\$0	\$0	\$734,363	\$0	\$811,094
E025.60 - Repair Damged Grids	\$0	\$20,000	\$0	\$20,000	\$0	\$20,000
E122300 - Flood Damage - Other (AGRN 627) 2014-15	\$0	\$0	\$0	\$0	\$0	\$0
E122301 - Flood Damage - Other (AGRN 661) 2015-16	\$0	\$2,303,011	\$0	\$2,597,163	\$0	\$294,152
000000 - Main Street Beautification Review and Finalistion of Study	\$0	\$0	\$0	\$0	\$0	\$0
Sub Total - MTCE STREETS ROADS DEPOTS OP/EXP	\$0	\$4,377,084	\$0	\$4,776,336	\$0	\$2,726,176
OPERATING INCOME						
	\$0	\$0	\$0	\$0	\$0	\$0
Sub Total - MTCE STREETS ROADS DEPOTS OP/INC	\$0	\$0	\$0	\$0	\$0	\$0
Total - MTCE STREETS ROADS DEPOTS	\$0	\$4,377,084	\$0	\$4,776,336	\$0	\$2,726,176
AERODROME						
OPERATING EXPENDITURE						
E126005 - Yalgoo Airstrip	\$0	\$24,734	\$0	\$12,909	\$0	\$18,519
E126010 - Paynes Find Airstrips	\$0	\$3,613	\$0	\$14,000	\$0	\$14,000
E126015 - Emergency Airstrips	\$0	\$0	\$0	\$6,181	\$0	\$3,000
E126200 - Admin Allocation - Aerodromes	\$0	\$16,424	\$0	\$13,167	\$0	\$13,295
E126298 - Depn - Aerodromes	\$0	\$25,145	\$0	\$23,199	\$0	\$25,353
Sub Total - AERODROME OP/EXP	\$0	\$69,916	\$0	\$69,456	\$0	\$74,168
OPERATING INCOME						
	\$0	\$0	\$0	\$0	\$0	\$0
Sub Total - AERODROME OP/INC	\$0	\$0	\$0	\$0	\$0	\$0
Total - AERODROME OP/EXP	\$0	\$69,916	\$0	\$69,456	\$0	\$74,168
Total - TRANSPORT	(\$2,543,437)	\$4,447,000	(\$3,955,346)	\$4,845,792	(\$2,139,691)	\$2,800,344
ECONOMIC SERVICES						
RURAL SERVICES						
OPERATING EXPENDITURE						
E131010 - Vermin Control - MRVC Annual Contribution	\$0	\$48,153	\$0	\$33,000	\$0	\$20,000
E131200 - Admin Allocation	\$0	\$32,848	\$0	\$26,334	\$0	\$26,000
E131298 - Depreciation	\$0	\$0	\$0	\$0	\$0	\$0
000000 - Wild Dog Bounty	\$0	\$0	\$0	\$0	\$0	\$10,000
Sub Total - RURAL SERVICES OP/EXP	\$0	\$81,001	\$0	\$59,334	\$0	\$56,593
OPERATING INCOME						
	\$0	\$0	\$0	\$0	\$0	\$0
Sub Total - RURAL SERVICES OP/INC	\$0	\$0	\$0	\$0	\$0	\$0
Total - RURAL SERVICES	\$0	\$81,001	\$0	\$59,334	\$0	\$56,593
TOURISM AND AREA PROMOTION						
OPERATING EXPENDITURE						
E132001 - C'van Park - Salaries & Wages	\$0	\$56,910	\$0	\$70,169	\$0	\$71,980
New - Caravan Park Accrued Leave Expenses	\$0	\$0	\$0	\$6,666	\$0	\$2,073
New - Caravan Park - Superannuation	\$0	\$0	\$0	\$2,109	\$0	\$6,838
E132002 - C'van Park - Staff Training	\$0	\$0	\$0	\$2,500	\$0	\$2,500
E132003 - C'van Park - CVP House exp	\$0	\$1,492	\$0	\$10,000	\$0	\$1,500
E132004 - Caravan Park - Park Expenditure	\$0	\$0	\$0	\$0	\$0	\$0
E132005 - Caravan Park Expenditure	\$0	\$47,869	\$0	\$65,016	\$0	\$54,104
E132007 - Tourism Promotion	\$0	\$20,151	\$0	\$10,000	\$0	\$10,000
E132008 - Tourism Signage	\$0	\$5,660	\$0	\$10,000	\$0	\$10,000
0000000 - Tourism Promotion Our Town Outback Way Contribution	\$0	\$0	\$0	\$0	\$0	\$10,000
E132009 - Town Entry Statements (Mtce)	\$0	\$1,514	\$0	\$3,868	\$0	\$3,119
E132010 - Website Development Expenses	\$0	\$0	\$0	\$4,500	\$0	\$4,500
E132011 - Regional Tourism Project Unspent Grant and Member Sh	\$0	\$0	\$0	\$10,085	\$0	\$10,085
E132017 - Tourism Development Manager	\$0	\$18,958	\$0	\$0	\$0	\$0
E132025 - Centrecare support	\$0	\$34,461	\$0	\$32,400	\$0	\$32,400
E132026 - Emu Cup event	\$0	\$51,218	\$0	\$50,383	\$0	\$52,000
New - Goods For Resale - Arts and Crafts Centre	\$0	\$0	\$0	\$5,000	\$0	\$2,000
E132027 - Yalgoo Racetrack Expenses	\$0	\$2,331	\$0	\$4,916	\$0	\$3,693
E132028 - Yalgoo Gymkhana Expenses	\$0	(\$85)	\$0	\$1,800	\$0	\$1,800
E132029 - Jokers Tunnel Expenses	\$0	\$1,735	\$0	\$1,990	\$0	\$4,379
E132030 - Yalgoo Lookout Expenses	\$0	\$535	\$0	\$1,454	\$0	\$1,243
E132031 - Banners in the Terrace	\$0	\$3,448	\$0	\$1,000	\$0	\$3,500
E132116 - HCP Salaries and Wages	\$0	\$23,999	\$0	\$62,582	\$0	\$76,719
New - HCP Accrued Leave Expenses	\$0	\$0	\$0	\$1,892	\$0	\$2,306
New - HCP Superannuation	\$0	\$0	\$0	\$5,945	\$0	\$7,288
E132117 - HCP Staff & Training Expenses	\$0	\$3,978	\$0	\$2,500	\$0	\$2,500
E132118 - HCP Project Activity Expenses	\$0	\$12,540	\$0	\$13,867	\$0	\$13,000
E132119 - HCP Vehicle YA800	\$0	\$3,151	\$0	\$7,500	\$0	\$4,650
E132121 - HCP Office Materials & Contract	\$0	\$2,214	\$0	\$1,000	\$0	\$1,000
E132122 - HCP Office Equipment	\$0	\$3,989	\$0	\$1,000	\$0	\$1,000
E132131 - HCP Camps and Trip Expenses	\$0	\$1,094	\$0	\$15,500	\$0	\$10,000
E132132 - HCP Sponsored Activity expenses	\$0	\$0	\$0	\$5,000	\$0	\$5,000
E132133 - HCP Other Activities	\$0	\$1,951	\$0	\$1,000	\$0	\$1,000
E132200 - Admin Allocated - Tourism	\$0	\$82,122	\$0	\$65,836	\$0	\$66,465
E132298 - Depn - Tourism	\$0	\$59,349	\$0	\$54,332	\$0	\$60,258
Sub Total - TOURISM & AREA PROMOTION OP/EXP	\$0	\$440,584	\$0	\$531,800	\$0	\$538,900
OPERATING INCOME						
I132004 - Emu Cup funding	(\$15,000)	\$0	(\$15,000)	\$0	(\$15,000)	\$0
I132005 - Caravan Park Revenues	(\$102,692)	\$0	(\$80,000)	\$0	(\$100,000)	\$0
I132025 - Tourism Grants	\$0	\$0	\$0	\$0	\$0	\$0
New - Sale Of Goods - Arts and Crafts Centre	\$0	\$0	(\$3,000)	\$0	(\$2,000)	\$0
I132027 - Healthy Community Mining Co Con -MMG Centrecare \$32,400 and HCP \$21,600	(\$54,000)	\$0	(\$54,000)	\$0	(\$54,000)	\$0
I132028 - HCP Activities Funding	\$0	\$0	(\$5,000)	\$0	\$0	\$0
I132035 - Regional Tourism Strategy	\$0	\$0	\$0	\$0	\$0	\$0
I132036 - Tourist Sales	(\$584)	\$0	\$0	\$0	\$0	\$0
I132039 - Community Projects Mining Contr - Mt Gibson \$40,000 HCF	(\$40,000)	\$0	(\$40,000)	\$0	(\$40,000)	\$0
I132039 - Community Projects Mining Contr - MMG	(\$2,000)	\$0	\$0	\$0	\$0	\$0
000000 - Grant - Caravan Park Long Term Accommodation	\$0	\$0	\$0	\$0	\$0	\$0
Sub Total - TOURISM & AREA PROMOTION OP/INC	(\$214,276)	\$0	(\$197,000)	\$0	(\$211,000)	\$0
Total - TOURISM & AREA PROMOTION	(\$214,276)	\$440,584	(\$197,000)	\$531,800	(\$211,000)	\$538,900

Shire of Yalgoo

Budget 2016-17

Details By function Under The Following Programme Titles
And Type Of Activities Within The Programme

	Actual 2015-16		Adopted Budget 2015-2016		Adopted Budget 2016-2017	
	Income	Expenditure	Income	Expenditure	Income	Expenditure
BUILDING CONTROL						
OPERATING EXPENDITURE						
E133005 - Building Control Expenses	\$0	\$16,876	\$0	\$9,000	\$0	\$5,000
E133010 - EHO Consulting Costs	\$0	\$16,424	\$0	\$25,000	\$0	\$18,000
E133200 - Admin Allocated Building Contro	\$0	\$0	\$0	\$13,167	\$0	\$13,296
	\$0	\$0	\$0	\$0	\$0	\$0
Sub Total - BUILDING CONTROL OP/EXP	\$0	\$33,300	\$0	\$47,167	\$0	\$36,296
OPERATING INCOME						
I133005 - Building Permits	(\$6,421)	\$0	(\$2,500)	\$0	(\$2,500)	\$0
I133010 - BCITF & BSL Fees to Shire	(\$656)	\$0	(\$500)	\$0	(\$500)	\$0
Sub Total - BUILDING CONTROL OP/INC	(\$7,076)	\$0	(\$3,000)	\$0	(\$3,000)	\$0
Total - BUILDING CONTROL	(\$7,076)	\$33,300	(\$3,000)	\$47,167	(\$3,000)	\$36,296
ECONOMIC DEVELOPMENT						
OPERATING EXPENDITURE						
000000 - Consultancy Fees - Development Rural and Industrial Subd	\$0	\$0	\$0	\$0	\$0	\$0
Sub Total - ECONOMIC DEVELOPMENT OP/EXP	\$0	\$0	\$0	\$0	\$0	\$0
OPERATING INCOME						
	\$0	\$0	\$0	\$0	\$0	\$0
Sub Total - ECONOMIC DEVELOPMENT OP/INC	\$0	\$0	\$0	\$0	\$0	\$0
Total - ECONOMIC DEVELOPMENT	\$0	\$0	\$0	\$0	\$0	\$0
OTHER ECONOMIC SERVICES						
OPERATING EXPENDITURE						
E136 - Fuel Station						
E136015 - Licences/Permits	\$0	\$655	\$0	\$1,000	\$0	\$1,000
E136030 - Other Expenses	\$0	\$94	\$0	\$384	\$0	\$200
E136200 - Admin Allocated Fuel Station	\$0	\$16,424	\$0	\$13,167	\$0	\$13,296
E136298 - Depn Fuel Station	\$0	\$0	\$0	\$0	\$0	\$0
E134 - Public Utility	\$0	\$0	\$0	\$0	\$0	\$0
E134005 - P/Find Water Supply Expenses	\$0	\$0	\$0	\$500	\$0	\$500
E138200 - Admin Allocated-Other Econ Dev	\$0	\$16,424	\$0	\$13,167	\$0	\$13,296
Sub Total - OTHER ECONOMIC SERVICES OP/EXP	\$0	\$33,597	\$0	\$28,218	\$0	\$28,292
OPERATING INCOME						
I136040 - Fuel Station Lease Income	(\$6,097)	\$0	(\$6,247)	\$0	(\$6,182)	\$0
I138110 - Community Projects Mining Contr -Topiron \$40,000 4014-15and 2015-16 to part fund Proposed Arts and Crafts Centre	(\$40,000)	\$0	(\$40,000)	\$0	(\$40,000)	\$0
I136050 - Sale of Stock	(\$175)	\$0	\$0	\$0	(\$200)	\$0
Sub Total - OTHER ECONOMIC SERVICES OP/INC	(\$46,272)	\$0	(\$46,247)	\$0	(\$46,382)	\$0
Total - OTHER ECONOMIC SERVICES	(\$46,272)	\$33,597	(\$46,247)	\$28,218	(\$46,382)	\$28,292
Total - ECONOMIC SERVICES	(\$267,624)	\$588,484	(\$246,247)	\$666,519	(\$260,382)	\$660,081
OTHER PROPERTY AND SERVICES						
PRIVATE WORKS						
OPERATING EXPENDITURE						
E141005 - Private Works Expenses	\$0	\$0	\$0	\$10,000	\$0	\$28,016
E141200 - Admin Allocation - Private Work	\$0	\$16,424	\$0	\$13,167	\$0	\$13,296
Sub Total - PRIVATE WORKS OP/EXP	\$0	\$16,424	\$0	\$23,167	\$0	\$41,312
OPERATING INCOME						
I141005 - Private Works Charges	\$0	\$0	(\$10,000)	\$0	(\$28,016)	\$0
Sub Total - PRIVATE WORKS OP/INC	\$0	\$0	(\$10,000)	\$0	(\$28,016)	\$0
Total - PRIVATE WORKS	\$0	\$16,424	(\$10,000)	\$23,167	(\$28,016)	\$41,312
PUBLIC WORKS OVERHEADS						

Shire of Yalgoo

Budget 2016-17

Details By function Under The Following Programme Titles
And Type Of Activities Within The Programme

	Actual 2015-16		Adopted Budget 2015-2016		Adopted Budget 2016-2017	
	Income	Expenditure	Income	Expenditure	Income	Expenditure
OPERATING EXPENDITURE						
E143005 - PWO Wages Costs	\$0	\$37,884	\$0	\$182,665	\$0	\$179,529
E143010 - Sick Leave	\$0	\$24,281	\$0	\$23,360	\$0	\$25,680
E143015 - Annual Leave	\$0	\$52,742	\$0	\$61,528	\$0	\$67,434
E143020 - Public Holidays	\$0	\$22,614	\$0	\$29,533	\$0	\$32,368
E143025 - Long Service Leave	\$0	\$6,332	\$0	\$0	\$0	\$0
E143030 - Accrued Leave Expenses	\$0	(\$1,492)	\$0	\$24,726	\$0	\$26,459
E143035 - Superannuation	\$0	\$63,266	\$0	\$91,834	\$0	\$98,650
E143040 - Wages Allowances	\$0	\$9,661	\$0	\$750	\$0	\$750
E143043 - Stand down time other	\$0	\$0	\$0	\$0	\$0	\$0
E143050 - Staff Training	\$0	\$4,728	\$0	\$23,285	\$0	\$15,000
E143055 - Protective Clothing	\$0	\$3,306	\$0	\$4,000	\$0	\$6,000
E143060 - Travel & Accommodation	\$0	\$13,654	\$0	\$568	\$0	\$17,395
E143064 - Depot Mtce (Works) Expenses	\$0	\$101,150	\$0	\$95,115	\$0	\$105,763
E143065 - Depot Mtce (P&G) Expenses	\$0	\$7,765	\$0	\$11,806	\$0	\$9,510
E143075 - PWO Vehicle Expenses	\$0	\$15,814	\$0	\$9,000	\$0	\$15,000
E143078 - OH & S	\$0	\$3,287	\$0	\$7,500	\$0	\$5,000
E143085 - Tools Replaced	\$0	\$1,982	\$0	\$3,000	\$0	\$3,000
E143095 - Traffic Management Signs	\$0	\$0	\$0	\$500	\$0	\$500
E143100 - Insurance on Works	\$0	\$0	\$0	\$3,500	\$0	\$3,500
E143101 - Satellite phones	\$0	\$4,105	\$0	\$7,500	\$0	\$6,000
E143102 - Recruitment expenses/relocation	\$0	\$249	\$0	\$10,000	\$0	\$6,000
E143103 - Fitness for Work	\$0	\$0	\$0	\$2,000	\$0	\$1,500
E143105 - Other PWOH Expenses	\$0	\$1,952	\$0	\$0	\$0	\$1,021
E143110 - Works Workers Compen. Insurance	\$0	\$34,912	\$0	\$38,000	\$0	\$38,000
E143200 - Admin Allocated	\$0	\$137,836	\$0	\$110,500	\$0	\$133,500
E143299 - LESS PWOH ALLOCATED-PROJECTS	\$0	(\$556,555)	\$0	(\$740,670)	\$0	(\$797,559)
Sub Total - PUBLIC WORKS O/HEADS OP/EXP	\$0	(\$9,927)	\$0	\$0	\$0	\$0
OPERATING INCOME						
I143060 - Road Agreement - supervision	\$0	\$0	\$0	\$0	\$0	\$0
I143061 - Road Construction Mining-superv	\$0	\$0	\$0	\$0	\$0	\$0
Sub Total - PUBLIC WORKS O/HEADS OP/INC	\$0	\$0	\$0	\$0	\$0	\$0
Total - PUBLIC WORKS OVERHEADS	\$0	(\$9,927)	\$0	\$0	\$0	\$0
PLANT OPERATION COSTS						
OPERATING EXPENDITURE						
E144005 - Fuel & Oil	\$0	\$80,100	\$0	\$135,000	\$0	\$135,000
E144010 - Tyres & Tubes	\$0	\$11,978	\$0	\$14,837	\$0	\$17,059
E144015 - Parts & Repairs	\$0	\$88,432	\$0	\$222,887	\$0	\$97,941
E144025 - Insurance (Reg/Ins)	\$0	\$42,117	\$0	\$50,000	\$0	\$50,000
E144035 - Other POC Expenses	\$0	\$4,858	\$0	\$0	\$0	\$5,000
E144040 - Blades & Tyres	\$0	\$2,999	\$0	\$0	\$0	\$0
E144045 - Licensing (Reg/Ins)	\$0	\$7,089	\$0	\$6,000	\$0	\$7,000
E144050 - Survey and Microcom Equipment	\$0	\$30	\$0	\$3,000	\$0	\$3,000
E144052 - Workshop consumables	\$0	\$13,335	\$0	\$10,000	\$0	\$15,000
E144053 - Replacement tools	\$0	\$14	\$0	\$5,000	\$0	\$3,000
E144200 - Admin Alloc - POC	\$0	\$68,606	\$0	\$55,000	\$0	\$70,000
E144298 - Plant Depreciation	\$0	\$66,573	\$0	\$60,822	\$0	\$55,000
E144299 - LESS POC ALLOCATED-PROJECTS	\$0	(\$400,499)	\$0	(\$562,546)	\$0	(\$458,000)
Sub Total - PLANT OPERATIONS COSTS OP/EXP	\$0	(\$14,366)	\$0	\$0	\$0	\$0
OPERATING INCOME						
I144010 - Charges - Sale of Scrap	\$0	\$0	(\$1,000)	\$0	(\$500)	\$0
I144020 - Reimbursements	(\$28,815)	\$0	(\$36,000)	\$0	(\$15,000)	\$0
I144030 - Plant & Equipment Hire	(\$1,637)	\$0	(\$1,000)	\$0	(\$1,000)	\$0
Total - PLANT OPERATIONS COSTS	(\$30,452)	(\$14,366)	(\$38,000)	\$0	(\$16,500)	\$0
ADMINISTRATION						
OPERATING EXPENDITURE						
E145005 - Salaries & Wages	\$0	\$467,012	\$0	\$560,810	\$0	\$534,201
E145007 - Wages Allowances	\$0	\$5,662	\$0	\$10,343	\$0	\$10,343
E145010 - Superannuation	\$0	\$57,153	\$0	\$64,138	\$0	\$59,927
E145012 - LSL and AL accrual	\$0	\$7,171	\$0	\$16,828	\$0	\$16,028
E145015 - Staff Amenities	\$0	\$4,816	\$0	\$5,000	\$0	\$5,000
E145020 - Staff Uniforms	\$0	\$2,279	\$0	\$2,000	\$0	\$2,500
E145025 - Recruitment Expenses	\$0	\$25,917	\$0	\$20,000	\$0	\$10,000
E145026 - Admin Relocation Expenses	\$0	\$3,814	\$0	\$5,000	\$0	\$5,000
E145027 - Fitness for Work	\$0	\$550	\$0	\$1,000	\$0	\$1,000
E145030 - Staff Training	\$0	\$7,663	\$0	\$15,000	\$0	\$12,000
E145035 - Advertising	\$0	\$2,090	\$0	\$10,000	\$0	\$7,500
E145040 - Postage and Freight	\$0	\$2,255	\$0	\$5,000	\$0	\$5,000
E145045 - Printing & Stationery	\$0	\$9,878	\$0	\$15,000	\$0	\$12,000
E145050 - Subscriptions	\$0	\$19,784	\$0	\$8,000	\$0	\$21,000
E145055 - Computer Mtce/Support	\$0	\$105,108	\$0	\$35,000	\$0	\$61,000
E145060 - Office Equip Mtce	\$0	\$17,555	\$0	\$23,000	\$0	\$19,000
E145065 - Travel & Accommodation	\$0	\$21,849	\$0	\$8,000	\$0	\$20,000
E145070 - Conference Expenses	\$0	\$13,042	\$0	\$13,000	\$0	\$13,000
E145075 - Vehicle Expenses	\$0	\$16,790	\$0	\$12,500	\$0	\$10,000
E145076 - Admin VRE (FBT)	\$0	\$45,641	\$0	\$30,000	\$0	\$65,000
E145080 - Audit Fees	\$0	\$29,586	\$0	\$22,000	\$0	\$32,500
E145085 - Consultancy	\$0	\$109,445	\$0	\$20,000	\$0	\$80,000
E145086 - Accounting Service	\$0	\$89,691	\$0	\$100,000	\$0	\$50,000
E145090 - Legal Expenses	\$0	\$207,613	\$0	\$20,000	\$0	\$30,000
E145095 - Administration Building Mtce	\$0	\$40,670	\$0	\$39,184	\$0	\$52,346
E145096 - Human Resource Management	\$0	\$0	\$0	\$3,500	\$0	\$2,500
E145097 - OH & S Admin	\$0	\$1,019	\$0	\$3,000	\$0	\$2,500
E145105 - Electricity	\$0	\$8,473	\$0	\$5,000	\$0	\$8,500
E145110 - Telephone-Internet	\$0	\$34,361	\$0	\$35,000	\$0	\$45,000
E145115 - Insurance	\$0	\$55,149	\$0	\$85,000	\$0	\$65,000
E145120 - Bank Charges	\$0	\$6,084	\$0	\$5,500	\$0	\$6,500
E145130 - Expenses Other	\$0	\$40,613	\$0	\$7,000	\$0	\$5,000
E145135 - Bad Debts Expense	\$0	\$4	\$0	\$0	\$0	\$0
E145145 - Water	\$0	\$938	\$0	\$1,000	\$0	\$1,000
E145146 - Admin Vehicle	\$0	\$3,814	\$0	\$9,000	\$0	\$9,000
E145147 - Record Management	\$0	\$11,508	\$0	\$45,000	\$0	\$35,000
E145298 - Depn - Administration General	\$0	\$25,598	\$0	\$24,906	\$0	\$19,342
E145300 - LESS ADMIN ALLOCATED-PROGRAMS	\$0	(\$1,602,519)	\$0	(\$1,284,709)	\$0	(\$1,333,687)
Sub Total - ADMINISTRATION OI/EXP	\$0	(\$101,924)	\$0	\$0	\$0	\$0

Shire of Yalgoo

Budget 2016-17

Details By function Under The Following Programme Titles
And Type Of Activities Within The Programme

	Actual 2015-16		Adopted Budget 2015-2016		Adopted Budget 2016-2017	
	Income	Expenditure	Income	Expenditure	Income	Expenditure
OPERATING INCOME						
I145010 - Reimbursements	(\$82,636)	\$0	(\$12,000)	\$0	(\$20,000)	\$0
I145015 - Advertising Rebates	(\$892)	\$0	(\$2,000)	\$0	(\$1,000)	\$0
I145020 - Adm in Charges	\$0	\$0	(\$500)	\$0	(\$100)	\$0
I145025 - Photocopies & Facsimiles	(\$28)	\$0	(\$100)	\$0	(\$50)	\$0
I145046 - Commissions - Transport	(\$3,479)	\$0	(\$2,500)	\$0	(\$3,000)	\$0
I145060 - RAV Admin - CA07 Application	(\$145)	\$0	(\$100)	\$0	(\$150)	\$0
I145061 - RAV Admin - Engineering & Legal	\$0	\$0	\$0	\$0	\$0	\$0
I145062 - RAV Admin - Admin Charges	\$0	\$0	\$0	\$0	\$0	\$0
I145063 - KidSport Administration	\$0	\$0	\$0	\$0	\$0	\$0
Sub Total - ADMINISTRATION OP/INC	(\$87,180)	\$0	(\$17,200)	\$0	(\$24,300)	\$0
Total - ADMINISTRATION	(\$87,180)	(\$101,924)	(\$17,200)	\$0	(\$24,300)	\$0
MATERIALS AND STOCK						
OPERATING EXPENDITURE						
000000 Opening Stock	\$0	\$0	\$0	\$0	\$0	\$0
000000 Material Purchases	\$0	\$0	\$0	\$0	\$0	\$0
000000 Less Material Allocated	\$0	\$0	\$0	\$0	\$0	\$0
000000 Closing Stock	\$0	\$0	\$0	\$0	\$0	\$0
Sub Total - MATERIALS AND STOCK	\$0	\$0	\$0	\$0	\$0	\$0
Total - MATERIALS AND STOCK	\$0	\$0	\$0	\$0	\$0	\$0
SALARIES AND WAGES						
OPERATING EXPENDITURE						
E146010 - Gross Total Salaries and Wages	\$0	\$1,173,681	\$0	\$1,632,338	\$0	\$1,690,887
E146200 - LESS SAL/SWAGES ALLOCATED	\$0	(\$1,173,681)	\$0	(\$1,632,338)	\$0	(\$1,690,887)
Sub Total - SALARIES AND WAGES OP/EXP	\$0	(\$0)	\$0	\$0	\$0	\$0
OPERATING INCOME						
	\$0	\$0	\$0	\$0	\$0	\$0
Sub Total - SALARIES AND WAGES OP/INC	\$0	\$0	\$0	\$0	\$0	\$0
Total - SALARIES AND WAGES	\$0	(\$0)	\$0	\$0	\$0	\$0
UNCLASSIFIED						
OPERATING EXPENDITURE						
E147900 - Suspense	\$0	\$0	\$0	\$0	\$0	\$0
Sub Total - UNCLASSIFIED OP/EXP	\$0	\$0	\$0	\$0	\$0	\$0
OPERATING INCOME						
I148003 - Other Income	\$0	\$0	(\$100)	\$0	\$0	\$0
Sub Total - UNCLASSIFIED OP/INC	\$0	\$0	(\$100)	\$0	\$0	\$0
Total - UNCLASSIFIED	\$0	\$0	(\$100)	\$0	\$0	\$0
Total - OTHER PROPERTY AND SERVICES	(\$117,632)	(\$109,794)	(\$65,300)	\$23,167	(\$68,816)	\$41,312
FUND TRANSFERS	(\$6,855,029)	\$8,292,256	(\$7,891,188)	\$8,302,983	(\$7,112,960)	\$5,869,338
EXPENDITURE						
000000 Transfer to Yalgoo Ninghan Road Reserve Fund	\$0	\$0	\$0	\$0	\$0	\$6,754
Interest Earned	\$0	\$7,257	\$0	\$4,313	\$0	\$0
Ttr from Muni	\$0	\$0	\$0	\$0	\$0	\$0
000000 Transfer to Plant Reserve Fund	\$0	\$0	\$0	\$0	\$0	\$1,203
Interest Earned	\$0	\$1,292	\$0	\$1,353	\$0	\$0
Ttr from Muni	\$0	\$0	\$0	\$0	\$0	\$0
000000 Transfer to Sports Complex Reserve Reserve Fund	\$0	\$0	\$0	\$0	\$0	\$1,889
Interest Earned	\$0	\$2,030	\$0	\$2,129	\$0	\$0
Ttr from Muni	\$0	\$0	\$0	\$0	\$0	\$0
000000 Transfer to HCP Reserve Fund	\$0	\$0	\$0	\$0	\$0	\$61,633
Interest Earned	\$0	\$3,004	\$0	\$3,150	\$0	\$0
Ttr from Muni	\$0	\$0	\$0	\$0	\$0	\$0
000000 Transfer to Building Reserve Reserve Fund	\$0	\$0	\$0	\$0	\$0	\$7,568
Interest Earned	\$0	\$8,131	\$0	\$8,525	\$0	\$0
Ttr from Muni balance of loan 56	\$0	\$0	\$0	\$0	\$0	\$0
000000 Transfer to Community Amenities Maintenance Reserve Fund	\$0	\$0	\$0	\$0	\$0	\$5,357
Interest Earned	\$0	\$5,756	\$0	\$6,035	\$0	\$0
Ttr from Muni	\$0	\$0	\$0	\$0	\$0	\$0
000000 Transfer to Long Service Leave Reserve Fund	\$0	\$0	\$0	\$0	\$0	\$972
Interest Earned	\$0	\$1,044	\$0	\$1,108	\$0	\$0
Ttr from Muni	\$0	\$0	\$0	\$0	\$0	\$0
000000 Transfer to Housing Maintenance Reserve Fund	\$0	\$0	\$0	\$0	\$0	\$2,431
Interest Earned	\$0	\$2,612	\$0	\$2,739	\$0	\$0
Ttr from Muni	\$0	\$0	\$0	\$0	\$0	\$0
000000 Transfer to Yalgoo Morawa Road Reserve Fund	\$0	\$0	\$0	\$0	\$0	\$2,991
Interest Earned	\$0	\$3,214	\$0	\$3,370	\$0	\$0
Ttr from Muni	\$0	\$0	\$0	\$0	\$0	\$0

Shire of Yalgoo

Budget 2016-17

Details By function Under The Following Programme Titles
And Type Of Activities Within The Programme

	Actual 2015-16		Adopted Budget 2015-2016		Adopted Budget 2016-2017	
	Income	Expenditure	Income	Expenditure	Income	Expenditure
000000 Transfer to General Road Reserve Fund	\$0	\$0	\$0	\$0	\$0	\$2,549
Interest Earned	\$0	\$2,738	\$0	\$2,872	\$0	\$0
Ttr from Muni	\$0	\$0	\$0	\$0	\$0	\$0
000000 Transfer to Office Equipment Reserve Fund	\$0	\$0	\$0	\$0	\$0	\$71
Interest Earned	\$0	\$77	\$0	\$81	\$0	\$0
Ttr from Muni	\$0	\$0	\$0	\$0	\$0	\$0
000000 Transfer to Road Agreement Yalgoo Ningham Road Reserve Fund	\$0	\$0	\$0	\$0	\$0	\$0
Interest Earned	\$0	\$0	\$0	\$0	\$0	\$0
Ttr from Muni	\$0	\$0	\$0	\$0	\$0	\$0
000000 Transfer to Natural Disaster Triggerpoint Reserve Fund	\$0	\$0	\$0	\$0	\$0	\$253
Interest Earned	\$0	\$271	\$0	\$285	\$0	\$0
Ttr from Muni	\$0	\$0	\$0	\$0	\$0	\$0
000000 Transfer to Emergency Road Repairs Reserve Fund	\$0	\$0	\$0	\$0	\$0	\$166
Interest Earned	\$0	\$178	\$0	\$186	\$0	\$0
Ttr from Muni	\$0	\$0	\$0	\$0	\$0	\$0
000000 Transfer to Superannuation Back Pay Reserve Fund	\$0	\$0	\$0	\$0	\$0	\$0
Interest Earned	\$0	\$0	\$0	\$0	\$0	\$0
Ttr from Muni	\$0	\$0	\$0	\$0	\$0	\$0
Sub Total - TRANSFER TO OTHER COUNCIL FUNDS	\$0	\$37,605	\$0	\$36,146	\$0	\$93,837
INCOME						
000000 Transfer from Plant Reserve Fund	\$0	\$0	(\$50,000)	\$0	\$0	\$0
000000 Transfer from Sports Complex Reserve Fund	\$0	\$0	\$0	\$0	\$0	\$0
000000 Transfer from Superannuation Back Pay Reserve Fund	\$0	\$0	\$0	\$0	\$0	\$0
000000 Transfer from Building Reserve Fund- Loan 56	\$0	\$0	(\$26,163)	\$0	(\$76,475)	\$0
000000 Transfer from Leave Reserve Fund	\$0	\$0	\$0	\$0	\$0	\$0
Total - TRANSFER FROM OTHER COUNCIL FUNDS	\$0	\$0	(\$76,163)	\$0	(\$76,475)	\$0
Total - FUND TRANSFER	\$0	\$37,605	(\$76,163)	\$36,146	(\$76,475)	\$93,837
000000 (Surplus) / Deficit - Carried Forward	(\$2,078,105)	\$0	(\$2,129,953)	\$0	(\$612,922)	\$0
Sub Total - SURPLUS C/FWD	(\$2,078,105)	\$0	(\$2,129,953)	\$0	(\$612,922)	\$0
Total - SURPLUS	(\$2,078,105)	\$0	(\$2,129,953)	\$0	(\$612,922)	\$0
LONG TERM LOANS						
000000 Loan Principal Repayments -	\$0	\$0	\$0	\$0	\$0	\$0
Sub Total - LONG TERM LOANS	\$0	\$0	\$0	\$0	\$0	\$0
Total - DEFERRED ASSETS	\$0	\$0	\$0	\$0	\$0	\$0
LIABILITY LOANS						
EXPENDITURE						
000000 Loan Principal Repayments - Housing loans ,53,	\$0	\$12,751	\$0	\$73,758	\$0	\$13,612
000000 Loan Principal Repayments - Housing loans 55	\$0	\$15,443	\$0	\$0	\$0	\$16,455
000000 Loan Principal Repayments - Housing loans 56	\$0	\$45,564	\$0	\$0	\$0	\$46,960
000000 Loan Principal Repayments - Community Amenities loan 54	\$0	\$6,440	\$0	\$6,440	\$0	\$6,852
000000 Loan Principal Repayments - Transport	\$0	\$0	\$0	\$0	\$0	\$0
000000 Loan Principal Repayments - Economic Services	\$0	\$0	\$0	\$0	\$0	\$0
Sub Total - LOAN REPAYMENTS	\$0	\$80,198	\$0	\$80,198	\$0	\$83,878
INCOME						
000000 Loan Raised - Loan No.56	\$0	\$0	\$0	\$0	\$0	\$0
Sub Total - LOANS RAISED	\$0	\$0	\$0	\$0	\$0	\$0
Total - NON CURRENT LIABILITIES	\$0	\$80,198	\$0	\$80,198	\$0	\$83,878
000000 Depreciation Written Back	\$0	(\$1,277,260)	\$0	(\$1,165,455)	\$0	(\$1,271,900)
000000 Book Value of Assets Sold Written Back	\$0	(\$1,015,101)	\$0	(\$546,000)	\$0	(\$155,000)
000000 Net Change in Current Portion of Employee Entitlements	\$0	\$8,848	\$0	\$0	\$0	\$0
000000 Net Change in Current and Non current	\$0	(\$1,536)	\$0	\$0	\$0	\$0
000000 Movement in Loan Funds	\$0	\$0	\$0	\$0	\$0	\$0
000000 Net Change in Non Current Long service Leave Liability	\$0	(\$17,955)	\$0	\$0	\$0	\$0
Sub Total - DEPRECIATION WRITTEN BACK	\$0	(\$2,303,004)	\$0	(\$1,711,455)	\$0	(\$1,426,900)
Total - DEPRECIATION	\$0	(\$2,303,004)	\$0	(\$1,711,455)	\$0	(\$1,426,900)
FURNITURE AND EQUIPMENT						
GOVERNANCE						
EXPENDITURE						
000000-New Front Reception Counter - Dual Use	\$0	\$0	\$0	\$0	\$0	\$8,140
000000-Refurbish Morning Tea /Public Meeting Room	\$0	\$0	\$0	\$0	\$0	\$5,000
000000- Financial System Package - Second Progress Payment	\$0	\$0	\$0	\$50,000	\$0	\$0
000000-2 x Document Fire Protection Safes	\$0	\$0	\$0	\$0	\$0	\$0
000000-Council Chamber Chair Replacement	\$0	\$0	\$0	\$0	\$0	\$10,000
000000-Council Chamber Improvements	\$0	\$0	\$0	\$0	\$0	\$5,000
Sub Total - CAPITAL WORKS	\$0	\$0	\$0	\$50,000	\$0	\$28,140
Total - GOVERNANCE	\$0	\$0	\$0	\$50,000	\$0	\$28,140
FURNITURE AND EQUIPMENT						
RECREATION AND CULTURE						
EXPENDITURE						
000000 - Replace FM Broadcasting Unit	\$0	\$9,950	\$0	\$10,000	\$0	\$0
Sub Total - CAPITAL WORKS	\$0	\$9,950	\$0	\$10,000	\$0	\$0
Total - HEALTH	\$0	\$9,950	\$0	\$10,000	\$0	\$0

Shire of Yalgoo

Budget 2016-17

Details By function Under The Following Programme Titles
And Type Of Activities Within The Programme

	Actual 2015-16		Adopted Budget 2015-2016		Adopted Budget 2016-2017	
	Income	Expenditure	Income	Expenditure	Income	Expenditure
FURNITURE AND EQUIPMENT						
HOUSING						
EXPENDITURE						
000000- Housing - Security Systems	\$0	\$0	\$0	\$20,000	\$0	\$60,248
Sub Total - CAPITAL WORKS	\$0	\$0	\$0	\$20,000	\$0	\$60,248
Total - HOUSING	\$0	\$0	\$0	\$20,000	\$0	\$60,248
FURNITURE AND EQUIPMENT						
ECONOMIC SERVICES						
EXPENDITURE						
000000- Replace Washing Machine and Dryer	\$0	\$0	\$0	\$3,500	\$0	\$0
000000- 4 Multiple Store Shelving Caravan Park Chalets	\$0	\$0	\$0	\$0	\$0	\$1,200
	\$0	\$0	\$0	\$0	\$0	\$0
	\$0	\$0	\$0	\$0	\$0	\$0
Sub Total - CAPITAL WORKS	\$0	\$0	\$0	\$3,500	\$0	\$1,200
Total - ECONOMIC SERVICES	\$0	\$0	\$0	\$3,500	\$0	\$1,200
Total - FURNITURE AND EQUIPMENT	\$0	\$9,950	\$0	\$63,500	\$0	\$89,588
LAND AND BUILDINGS						
GOVERNANCE						
EXPENDITURE						
000000-Modify Admin Centre Window s	\$0	\$4,860	\$0	\$5,000	\$0	\$0
000000- Admin Centre - Renovation of Storage Room to Office Space	\$0	\$11,364	\$0	\$15,000	\$0	\$0
000000- Admin Centre - External Painting	\$0	\$0	\$0	\$15,000	\$0	\$0
000000- Admin Centre - Internal Painting	\$0	\$0	\$0	\$0	\$0	\$15,000
000000 - Admin Centre Covered Carport Area	\$0	\$0	\$0	\$0	\$0	\$11,000
000000- Admin Centre -Records Fit Coolroom Panels to Sea Container	\$0	\$0	\$0	\$0	\$0	\$16,800
Sub Total - CAPITAL WORKS	\$0	\$16,224	\$0	\$35,000	\$0	\$42,800
TOTAL - GOVERNANCE	\$0	\$16,224	\$0	\$35,000	\$0	\$42,800
LAND AND BUILDINGS						
LAW ORDER AND PUBLIC SAFETY						
EXPENDITURE						
	\$0	\$0	\$0	\$0	\$0	\$0
	\$0	\$0	\$0	\$0	\$0	\$0
Sub Total - CAPITAL WORKS	\$0	\$0	\$0	\$0	\$0	\$0
TOTAL - LAW ORDER AND PUBLIC SAFETY	\$0	\$0	\$0	\$0	\$0	\$0
LAND AND BUILDINGS						
HEALTH						
EXPENDITURE						
	\$0	\$0	\$0	\$0	\$0	\$0
	\$0	\$0	\$0	\$0	\$0	\$0
Sub Total - CAPITAL WORKS	\$0	\$0	\$0	\$0	\$0	\$0
TOTAL - HEALTH	\$0	\$0	\$0	\$0	\$0	\$0
LAND AND BUILDINGS						
HOUSING						
EXPENDITURE						
000000-Staff Housing - 3 Storage Shed	\$0	\$16,524	\$0	\$30,000	\$0	\$17,400
000000-Staff Housing - 19b Stanley Street Security Screens	\$0	\$0	\$0	\$2,000	\$0	\$2,000
000000-Staff Housing - 19a Stanley Street Replace Floor Coverings	\$0	\$3,270	\$0	\$8,000	\$0	\$0
000000-Staff Housing - 43 Gibbons Street Replace Floor Coverings	\$0	\$6,400	\$0	\$8,000	\$0	\$0
000000 -House 75 Weekes Street - MWIP	\$0	\$0	\$0	\$0	\$0	\$0
000000 -House 74 Weekes Street	\$0	\$0	\$0	\$0	\$0	\$0
000000-Two Modular Houses MWIP	\$0	\$537,326	\$0	\$508,697	\$0	\$0
000000-Staff Housing -6 Henty Street Replace Carpet with Floor Board	\$0	\$0	\$0	\$0	\$0	\$7,000
000000-Staff Housing -8 Henty Street Colorbond Fence Front	\$0	\$0	\$0	\$0	\$0	\$3,000
000000-Staff Housing - Power to 3 Storage Shed	\$0	\$0	\$0	\$0	\$0	\$8,000
000000 -House 75 Weekes Street - Landscaping	\$0	\$0	\$0	\$0	\$0	\$5,000
000000-Staff Housing -8 Henty Street Landscaping	\$0	\$0	\$0	\$0	\$0	\$5,000
000000-Staff Housing - 19b Stanley Street Floorboards,Gate,Skylight	\$0	\$0	\$0	\$0	\$0	\$4,500
	\$0	\$0	\$0	\$0	\$0	\$0
	\$0	\$0	\$0	\$0	\$0	\$0
	\$0	\$0	\$0	\$0	\$0	\$0
	\$0	\$0	\$0	\$0	\$0	\$0
Sub Total - CAPITAL WORKS	\$0	\$563,520	\$0	\$556,697	\$0	\$51,900
Total - HOUSING	\$0	\$563,520	\$0	\$556,697	\$0	\$51,900
LAND AND BUILDINGS						
COMMUNITY AMENITIES						
EXPENDITURE						
000000- Mobile Ablution Block - Airstrip	\$0	\$0	\$0	\$15,000	\$0	\$15,000
	\$0	\$0	\$0	\$0	\$0	\$0
	\$0	\$0	\$0	\$0	\$0	\$0
Sub Total - CAPITAL WORKS	\$0	\$0	\$0	\$15,000	\$0	\$15,000
Total - COMMUNITY AMENITIES	\$0	\$0	\$0	\$15,000	\$0	\$15,000

Shire of Yalgoo

Budget 2016-17

Details By function Under The Following Programme Titles
And Type Of Activities Within The Programme

	Actual 2015-16		Adopted Budget 2015-2016		Adopted Budget 2016-2017	
	Income	Expenditure	Income	Expenditure	Income	Expenditure
LAND AND BUILDINGS						
RECREATION AND CULTURE						
EXPENDITURE						
000000 - Arts and Crafts Building	\$0	\$3,750	\$0	\$260,000	\$0	\$381,837
000000 - Community Hall - Detailed Plan for Renovations	\$0	\$0	\$0	\$10,000	\$0	\$10,000
000000-Yalgoo Hub (CYC)	\$0	\$0	\$0	\$0	\$0	\$0
000000-Yalgoo Hub - Waterpark hard Cover	\$0	\$0	\$0	\$0	\$0	\$0
000000 -Community and Youth Centre CLGF 2012-13 Unspent	\$0	\$10,299	\$0	\$54,521	\$0	\$44,222
	\$0	\$0	\$0	\$0	\$0	\$0
Sub Total - CAPITAL WORKS	\$0	\$14,049	\$0	\$324,521	\$0	\$436,059
Total - RECREATION AND CULTURE	\$0	\$14,049	\$0	\$324,521	\$0	\$436,059
LAND AND BUILDINGS						
TRANSPORT						
EXPENDITURE						
000000- Ablution Block Depot	\$0	\$0	\$0	\$0	\$0	\$20,000
000000- Machinery Shed Depot Part Funding	\$0	\$0	\$0	\$0	\$0	\$0
000000- Electrical Upgrade - Gardeners and Main Mechanical Workshops	\$0	\$19,501	\$0	\$18,500	\$0	\$0
Depot as per Inspection Orders	\$0	\$0	\$0	\$0	\$0	\$45,500
000000- Depot -Electric Boundary Fence and Gate	\$0	\$0	\$0	\$0	\$0	\$0
	\$0	\$0	\$0	\$0	\$0	\$0
Sub Total - CAPITAL WORKS	\$0	\$19,501	\$0	\$18,500	\$0	\$65,500
Total - TRANSPORT	\$0	\$19,501	\$0	\$18,500	\$0	\$65,500
LAND AND BUILDINGS						
ECONOMIC SERVICES						
EXPENDITURE						
000000- BBQ's (2) and Shade Structure Caravan Park	\$0	\$17,096	\$0	\$12,000	\$0	\$2,520
000000-Caravan Park - Sealing of Parking Bays and Driveways	\$0	\$0	\$0	\$0	\$0	\$22,000
000000 - Coolroom	\$0	\$10,805	\$0	\$10,000	\$0	\$0
000000-Caravan - Sealing of Rammed Earth Wall	\$0	\$0	\$0	\$0	\$0	\$15,000
000000-Caravan Park - Auto Reticulation System	\$0	\$0	\$0	\$0	\$0	\$30,000
000000-Caravan Park -2 Long term Accommodation Units	\$0	\$0	\$0	\$0	\$0	\$0
000000- Shelter and Seating Jokker Tunnel	\$0	\$0	\$0	\$0	\$0	\$15,000
000000- Shelter and Visitors Board at Railway Station	\$0	\$0	\$0	\$0	\$0	\$15,000
Sub Total - CAPITAL WORKS	\$0	\$27,901	\$0	\$22,000	\$0	\$99,520
Total - ECONOMIC SERVICES	\$0	\$27,901	\$0	\$22,000	\$0	\$99,520
LAND AND BUILDINGS						
OTHER PROPERTY AND SERVICES						
EXPENDITURE						
	\$0	\$0	\$0	\$0	\$0	\$0
	\$0	\$0	\$0	\$0	\$0	\$0
Sub Total - CAPITAL WORKS	\$0	\$0	\$0	\$0	\$0	\$0
Total - OTHER PROPERTY AND SERVICES	\$0	\$0	\$0	\$0	\$0	\$0
Total - LAND AND BUILDINGS	\$0	\$641,194	\$0	\$971,718	\$0	\$710,779
PLANT AND EQUIPMENT						
GOVERNANCE						
EXPENDITURE						
000000- Motor Vehicle CEO	\$0	\$84,243	\$0	\$90,000	\$0	\$90,000
000000- Motor Vehicle CGTS	\$0	\$58,254	\$0	\$66,000	\$0	\$0
	\$0	\$0	\$0	\$0	\$0	\$0
Sub Total - CAPITAL WORKS	\$0	\$142,497	\$0	\$156,000	\$0	\$90,000
Total - GOVERNANCE	\$0	\$142,497	\$0	\$156,000	\$0	\$90,000
PLANT AND EQUIPMENT						
LAW ORDER & PUBLIC SAFETY						
EXPENDITURE						
	\$0	\$0	\$0	\$0	\$0	\$0
Sub Total - CAPITAL WORKS	\$0	\$0	\$0	\$0	\$0	\$0
Total - LAW, ORDER & PUBLIC SAFETY	\$0	\$0	\$0	\$0	\$0	\$0
PLANT AND EQUIPMENT						
HEALTH						
EXPENDITURE						
	\$0	\$0	\$0	\$0	\$0	\$0
Sub Total - CAPITAL WORKS	\$0	\$0	\$0	\$0	\$0	\$0
Total - COMMUNITY AMENITIES	\$0	\$0	\$0	\$0	\$0	\$0

Shire of Yalgoo

Budget 2016-17

Details By function Under The Following Programme Titles
And Type Of Activities Within The Programme

	Actual 2015-16		Adopted Budget 2015-2016		Adopted Budget 2016-2017	
	Income	Expenditure	Income	Expenditure	Income	Expenditure
PLANT AND EQUIPMENT						
RECREATION AND CULTURE						
EXPENDITURE						
000000- Kubota Utility Vehicle Parks	\$0	\$0	\$0	\$40,000	\$0	\$28,000
000000- Truck 3 tonne Ya329	\$0	\$0	\$0	\$0	\$0	\$64,000
Sub Total - CAPITAL WORKS	\$0	\$0	\$0	\$40,000	\$0	\$92,000
Total - RECREATION AND CULTURE	\$0	\$0	\$0	\$40,000	\$0	\$92,000
PLANT AND EQUIPMENT						
TRANSPORT						
EXPENDITURE						
000000- Motor Vehicle Works	\$0	\$38,728	\$0	\$53,000	\$0	\$0
000000- Motor Vehicle Centrecare	\$0	\$50,820	\$0	\$42,000	\$0	\$0
000000- Motor Vehicle EMVI	\$0	\$53,868	\$0	\$66,000	\$0	\$0
000000- Grader cat 12M	\$0	\$349,500	\$0	\$380,000	\$0	\$0
000000- Multi Tyre Roller Borrag	\$0	\$85,000	\$0	\$150,000	\$0	\$0
000000- Water Tanker	\$0	\$76,095	\$0	\$0	\$0	\$0
000000- Cat Prime Mover	\$0	\$227,209	\$0	\$0	\$0	\$0
000000- Yalgoo Hub - Waterpark Pumping System	\$0	\$0	\$0	\$0	\$0	\$0
000000- Caterpillar 140h- YA420	\$0	\$0	\$0	\$0	\$0	\$0
000000- Roller - Multi Tyred ,17 Tonne	\$0	\$0	\$0	\$0	\$0	\$0
000000- Prime Mover	\$0	\$0	\$0	\$0	\$0	\$0
000000- Car Trailer - Tandem	\$0	\$0	\$0	\$0	\$0	\$0
000000- Trailer Float Reconditioning	\$0	\$0	\$0	\$0	\$0	\$30,000
000000- EMVI Vehicle - YA 840	\$0	\$0	\$0	\$0	\$0	\$0
000000- Works Foreman Ute - YA 899	\$0	\$0	\$0	\$0	\$0	\$75,000
000000- Mobile Batching Plant	\$0	\$0	\$0	\$0	\$0	\$68,700
000000- 3qm Agitator Truck Second/ Hand	\$0	\$0	\$0	\$0	\$0	\$35,000
000000- Works Truck - YA453	\$0	\$0	\$0	\$0	\$0	\$92,000
Sub Total - CAPITAL WORKS	\$0	\$881,220	\$0	\$691,000	\$0	\$300,700
Total - TRANSPORT	\$0	\$881,220	\$0	\$691,000	\$0	\$300,700
PLANT AND EQUIPMENT						
ECONOMIC SERVICES						
CAPITAL EXPENDITURE						
	\$0	\$0	\$0	\$0	\$0	\$0
	\$0	\$0	\$0	\$0	\$0	\$0
	\$0	\$0	\$0	\$0	\$0	\$0
Sub Total - CAPITAL WORKS					\$0	\$0
Total - ECONOMIC SERVICES					\$0	\$0
Total - PLANT AND EQUIPMENT	\$0	\$1,023,717	\$0	\$887,000	\$0	\$482,700
TOOL PURCHASES						
EXPENDITURE						
	\$0	\$0	\$0	\$0	\$0	\$0
NEW PURCHASES	\$0	\$0	\$0	\$0	\$0	\$0
Total - TOOL PURCHASES	\$0	\$0	\$0	\$0	\$0	\$0
INFRASTRUCTURE ASSETS - ROAD RESERVES						
ROADS TO RECOVERY GRANTS						
2014-15 Road Programme						
000000- Yalgoo/Moraw a Road	\$0	\$0	\$0	\$156,096	\$0	\$0
2015-16 Road Programme						
000000- Yalgoo/Moraw a Road - Shoulder Binding	\$0	\$284,338	\$0	\$350,000	\$0	\$0
000000- Yalgoo/Ninghan Road - Shoulder Binding	\$0	\$0	\$0	\$200,000	\$0	\$180,000
000000- Yalgoo/Moraw a Road - Reseal Program	\$0	\$178,904	\$0	\$207,460	\$0	\$5,255
	\$0	\$0	\$0	\$0	\$0	\$0
2016-17 Road Programme						
000000- Yalgoo/Moraw a Road - Widen to 7m 0-20 slk	\$0	\$0	\$0	\$0	\$0	\$400,000
000000- Yalgoo/Ninghan Road -New 4m Seal 65-75 slk	\$0	\$0	\$0	\$0	\$0	\$212,310
BLACKSPOT						
2016-17 Road Programme						
RRG SPECIAL GRANT RD WORKS						
2014-15 Road Programme						
000000- Yalgoo/Moraw a Road SLK 0-13 4M Seal	\$0	\$0	\$0	\$0	\$0	\$0
000000- Yalgoo/Moraw a Road SLK 18-25 Reform and Sheet	\$0	\$0	\$0	\$0	\$0	\$0
2015-16 Road Programme						
000000- Yalgoo/Ninghan Road -Reform and Resheet to 8M Wide Slk 25-32	\$0	\$37,405	\$0	\$360,000	\$0	\$322,564
2016-17 Road Programme						
000000- Yalgoo/North Road -Reform and Resheet to 8M Wide Slk 0-10	\$0	\$37,650	\$0	\$0	\$0	\$142,350
DIRECT GRANTS						
2016-17 Road Programme						
MUNICIPAL/LOCAL ROADS GRANT- ROADS						
2014-15 Road Programme						
000000- Yalgoo/Ninghan Road -Hills SLK15-20 Resheet	\$0	\$0	\$0	\$0	\$0	\$0
2015-16 Road Programme						
TOWN STREET CONSTRUCTION						
2016-17 Road Programme						
BRIDGES						
2016-17 Road Programme						

Shire of Yalgoo

Budget 2016-17

Details By function Under The Following Programme Titles
And Type Of Activities Within The Programme

	Actual 2015-16		Adopted Budget 2015-2016		Adopted Budget 2016-2017	
	Income	Expenditure	Income	Expenditure	Income	Expenditure
FOOTPATH CONSTRUCTION - MUNICIPAL						
2016-17 Road Programme						
FLOOD DAMAGE						
DRAINAGE MUNICIPAL						
2016-17 Road Programme						
OTHER						
000000- Warne River crossover	\$0	\$0	\$0	\$0	\$0	\$20,000
000000- Ninghan Homestead Road Footway crossover	\$0	\$0	\$0	\$0	\$0	\$20,000
Sub Total - CAPITAL WORKS	\$0	\$538,297	\$0	\$1,273,556	\$0	\$1,302,479
Total - ROADS	\$0	\$538,297	\$0	\$1,273,556	\$0	\$1,302,479
Total - INFRASTRUCTURE ASSETS ROAD RESERVES	\$0	\$538,297	\$0	\$1,273,556	\$0	\$1,302,479
INFRASTRUCTURE ASSETS-RECREATION FACILITIES						
000000- Replace Playground Equipment - Shamrock Park	\$0	\$0	\$0	\$45,000	\$0	\$45,000
000000- New Fence - Shamrock Park	\$0	\$0	\$0	\$5,000	\$0	\$5,000
000000- 2 Replacement Irrigation Pumps	\$0	\$0	\$0	\$0	\$0	\$8,000
000000- Community/School Oval Shared Use Development	\$0	\$0	\$0	\$0	\$0	\$400,000
Sub Total - CAPITAL WORKS	\$0	\$0	\$0	\$50,000	\$0	\$458,000
Total - OTHER	\$0	\$0	\$0	\$50,000	\$0	\$458,000
Total - INFRASTRUCTURE ASSETS - RECREATION FACILITIES	\$0	\$0	\$0	\$50,000	\$0	\$458,000
INFRASTRUCTURE ASSETS - OTHER						
000000- Yalgoo Hub - Tennis Court Resurface	\$0	\$0	\$0	\$0	\$0	\$0
000000- Yalgoo Hub - Bungarra	\$0	\$0	\$0	\$0	\$0	\$0
000000- Security Fence Depot	\$0	\$0	\$0	\$0	\$0	\$0
000000- Security System Depot	\$0	\$0	\$0	\$0	\$0	\$0
000000- Paynes Find Airstrip Fence	\$0	\$0	\$0	\$45,000	\$0	\$45,000
000000-Yalgoo Airstrip Hardstand Surface	\$0	\$0	\$0	\$0	\$0	\$0
000000-Paynes Find Beautification	\$0	\$0	\$0	\$78,658	\$0	\$78,658
000000 - Jokers Tunnel Entry Road Sheeting	\$0	\$0	\$0	\$0	\$0	\$15,000
Sub Total - CAPITAL WORKS	\$0	\$0	\$0	\$123,658	\$0	\$138,658
Total - OTHER	\$0	\$0	\$0	\$123,658	\$0	\$138,658
Total - INFRASTRUCTURE ASSETS - OTHER	\$0	\$0	\$0	\$123,658	\$0	\$138,658
Rounding Adjustment						
GRAND TOTALS	(\$8,933,134)	\$8,320,213	(\$10,097,304)	\$10,097,304	(\$7,802,357)	\$7,802,357
SURPLUS		(\$612,922)		\$0		(\$1)