



AGENDA

For the Ordinary Council Meeting

Held on the 29th April 2022

Notice of Meeting

The next Ordinary Council Meeting for the Shire of Yalgoo will be held on Friday 29th April 2022 at the Core Stadium, Mitchell Street, Yalgoo commencing at 10:00am.



Ian Holland

CHIEF EXECUTIVE OFFICER

22nd April 2022

Disclaimer:

The Shire of Yalgoo gives notice to members of the public that any decisions made at the meeting, can be revoked, pursuant to the Local Government Act 1995. Therefore members of the public should not rely on any decisions until formal notification in writing by Council has been received. Any plans or documents in agendas and minutes may be subject to copyright. The express permission of the copyright owner must be obtained before copying any copyright material.

Contents

1	DECLARATION OF OPENING	3
2	ATTENDANCE/APOLOGIES/LEAVE OF ABSENCE.....	3
3	DISCLOSURE OF INTERESTS	3
4	PUBLIC QUESTION TIME	4
5	PETITIONS/DEPUTATIONS/PRESENTATIONS/SUBMISSIONS	4
6	NOTICE OF MATTERS TO BE DISCUSSED BEHIND CLOSED DOORS	4
7	APPLICATIONS FOR LEAVE OF ABSENCE	4
8	ANNOUNCEMENTS CONCERNING MEETINGS ATTENDED	4
9	CONFIRMATION OF MINUTES.....	5
9.1	Minutes of the Ordinary Council Meeting – 25 th March 2022	5
10	MINUTES OF COMMITTEE MEETINGS	5
10.1	REPORTS OF COMMITTEE MEETINGS.....	5
11	TECHNICAL REPORTS.....	5
11.1	CAPITAL PROGRESS REPORT	5
11.2	TECHNICAL SERVICES REPORT AS OF 22 nd April 2022	9
12	DEVELOPMENT, PLANNING AND ENVIRONMENTAL HEALTH REPORTS	11
13	FINANCIAL REPORTS	11
13.1	LIST OF ACCOUNTS	11
13.2	INVESTMENTS AS AT 31 ST MARCH 2022	16
13.3	FINANCIAL ACTIVITY STATEMENT AS AT 31 st MRCH 2022.....	18
14	ADMINISTRATION REPORTS	19
14.1	CEO General and Operational Report	19
14.2	Southern Rangelands Pastoral Alliance Contribution Request	21
14.3	Rates Outstanding 3 years – Sale of Land	23
14.4	Supply of Water for Gas Pipeline Construction	26
14.5	Report to the Minister on Significant Findings in the 2019/20 Audit.....	27
14.6	Australian Local Government Association – 2022 National General Assembly Motion – Rail Safety National Law	30
15	NOTICE OF MOTIONS	32
16	URGENT BUSINESS	32
17	MATTER FOR WHICH THE MEETING MAY BE CLOSED TO THE PUBLIC	32
18	NEXT MEETING	32
19	MEETING CLOSURE.....	32

Agenda – Ordinary Council Meeting – Friday 29th April 2022

1 **DECLARATION OF OPENING**

The Shire President welcomed those in attendance and declared the meeting open at _____.

2 **ATTENDANCE/APOLOGIES/LEAVE OF ABSENCE**

In accordance with section 14 of the Local Government (Administration) Regulations 1996 “Meetings held by electronic means in public health emergency or state of emergency (Act s. 5.25(1)(ba))”, the President to declare that this Meeting may take place via instantaneous communication. All Councillors and staff are to be available either via telephone (teleconference) or in person.

Shire President

Deputy President

Councillors

Chief Executive Officer

Deputy CEO

Executive Support Officer

APOLOGIES

LEAVE OF ABSENCE

3 **DISCLOSURE OF INTERESTS**

Councillors and Officers are reminded of the requirements of s5.65 of the Local Government Act 1995, to verbally disclose any interest during the meeting before the matter is discussed or to provide in writing the nature of the interest to the CEO before the meeting.

Agenda – Ordinary Council Meeting – Friday 29th April 2022

4 PUBLIC QUESTION TIME

REPONSES TO QUESTIONS TAKEN ON NOTICE

QUESTIONS TAKEN WITHOUT NOTICE

5 PETITIONS/DEPUTATIONS/PRESENTATIONS/SUBMISSIONS

6 NOTICE OF MATTERS TO BE DISCUSSED BEHIND CLOSED DOORS

7 APPLICATIONS FOR LEAVE OF ABSENCE

8 ANNOUNCEMENTS CONCERNING MEETINGS ATTENDED

Date	Location	Meeting	Attendance

Agenda – Ordinary Council Meeting – Friday 29th April 2022

9 CONFIRMATION OF MINUTES

9.1 Minutes of the Ordinary Council Meeting – 25th March 2022

RECOMMENDATION

That the minutes of the Council Meeting held on the 25th March 2022 as attached be confirmed as a true and correct record.

10 MINUTES OF COMMITTEE MEETINGS

10.1 REPORTS OF COMMITTEE MEETINGS

11 TECHNICAL REPORTS

11.1 CAPITAL PROGRESS REPORT

Applicant:	Shire of Yalgoo
Date:	13 April 2022
Reporting Officer:	Dominic Carbone
Disclosure of Interest:	NIL
Attachments:	NIL

SUMMARY

To receive the Progress Report on the 2021/22 Capital Works Program.

BACKGROUND

The Shire in its 2021/22 Annual Budget has allocated funds amounting to \$4,686,320 for the acquisition of capital assets and undertaking infrastructure works.

COMMENT

The Capital Projects are detailed below.

STATUTORY ENVIRONMENT

NIL

POLICY/FINANCIAL IMPLCATIONS

To deliver the Capital Works Program within budgeted allocations.

VOTING REQUIREMENT

Simple Majority

OFFICERS RECOMMENDATION

That Council receive the Progress Report on the Capital Works Program as at 31st March 2022.

Agenda – Ordinary Council Meeting – Friday 29th April 2022

CAPITAL WORKS PROGRAMME

The following assets and works are budgeted to be acquired or undertaken during the year:

		2021-22 ANNUAL BUDGET	2021-22 MARCH ACTUAL	VARIANCE FAV (UNFAV)	COMMENTS
		\$	YTD \$	\$	
<u>By Program</u>					The CEO to provide a verbal update on the status of the capital projects as at 31 March 2022
Governance					
000000-Admin Computers Hardware, System Upgrade and Telephone Replacement	F & E	37,500		37,500	
000000-External Monitor Display	F & E	40,000	18,398	21,602	Project in progress
000000-Financial Software	F & E	20,000	75,070	(55,070)	Project in progress
000000-Tables and Chairs	F & E	5,000		5,000	
000000-Landscape - Admin Office	Other	40,000		40,000	
Law Order Public Safety					
000000- CCTV Yalgoo Townsite Housing	F & E	10,000		10,000	
000000-Other Housing - Nurse Accommodation	L & B	350,000		350,000	
Communities Amenities					
000000- Cemetery - Toilet and Water Tank Construction	L & B	102,000	106,525	(4,525)	Project in progress
Recreation and Culture					
000000 - Community Hall Renovations	L & B	600,000		600,000	
000000-Core Stadium Exercise Equipment	F & E	32,000		32,000	
000000- BBQ Shamrock Park	L & B	11,000	10,735	265	Completed
000000- Sports Complex -Footpath to School	Recreation	7,000		7,000	
000000- Kubota Utility	P & E	30,000	43,854	(13,854)	Completed
000000- Oval Water Treatment	Recreation	23,000	4,545	18,455	Project in progress
000000- Oval Fixed Exercise Equipment	Recreation	18,000		18,000	

Agenda – Ordinary Council Meeting – Friday 29th April 2022

CAPITAL WORKS PROGRAMME

The following assets and works are budgeted to be acquired or undertaken during the year:

		2021-22 ANNUAL BUDGET	2021-22 MARCH ACTUAL	VARIANCE FAV (UNFAV)	COMMENTS
		\$	YTD \$	\$	
By Program					The CEO to provide a verbal update on the status of the capital projects as at 31 March 2022
Recreation and Culture					
000000- Dalgara Crater Signage and Viewing Platform	Other	50,000	38,107	11,893	Project in progress
000000- Machinery Shed Depot Concrete Floor 2 Bays	L & B	25,000	27,000	(2,000)	Completed
000000- Storage Shed Depot	L & B	27,000	11,032	15,968	Project in progress
000000-Skidsteer	P & E	50,000		50,000	
000000- Dual Axle Box Trailer	P & E	10,000	9,510	490	Completed
000000- Genset Trailer	P & E	30,000		30,000	
000000- Slasher Attachment	P & E	8,000		8,000	
000000-Debris Vacuum	P & E	6,100		6,100	
000000-Traffic Light Pair	P & E	36,000		36,000	
000000- Prime Mover	P & E	280,000		280,000	
000000- Portable Toilet on Trailer	P & E	8,500		8,500	
000000- Trailer Side Tipper	P & E	200,000		200,000	
000000-Works Forklift	P & E	50,000		50,000	
000000-Utility Work Crew	P & E	40,000		40,000	
000000-Satelite Phones and Vehicle Tracking	P & E	10,000	9,388	612	Completed
000000- Street Lighting	Other	50,000		50,000	
000000- Paynes Find Entry Statements	Other	35,000	16,348	18,652	Project in progress
ROADS TO RECOVERY GRANTS					
000000- Yalgoo/Morawa Road - Widen to 7m	Roads	760,000	641,235	118,765	Project in progress
RRG SPECIAL GRANT RD WORKS					
000000- Yalgoo/Ninghan Road - Seal to width 4m	Roads	300,000	7,625	292,375	Project in progress

Agenda – Ordinary Council Meeting – Friday 29th April 2022

CAPITAL WORKS PROGRAMME

The following assets and works are budgeted to be acquired or undertaken during the year:

		2021-22 ANNUAL BUDGET	2021-22 MARCH ACTUAL	VARIANCE FAV (UNFAV)	COMMENTS
		\$	YTD \$	\$	
<u>By Program</u>					The CEO to provide a verbal update on the status of the capital projects as at 31 March 2022
MUNICIPAL FUND					
000000- Sandford River Crossing	Roads	100,000		100,000	
000000- Casurina Causeway Widen to 2 Lanes	Roads	100,000		100,000	
000000-Sealing of Road to Nature Based Park	Roads	35,000		35,000	
000000-Sealing of Road and Parking Area - Yalgoo Lookout	Roads	95,000		95,000	
000000- Badja Woolshed Seal to Airstrip	Roads	120,000	2,500	117,500	Project in progress
000000- Fixed Road and Wayfinding Signage	Roads	40,000		40,000	
000000- Jokers Tunnel Sealed Floodway and Improved Access	Roads	100,000		100,000	
000000- Sealing Outside primary School	Roads	40,000		40,000	
000000- Sealing Paynes Find Pioneer Cemetery	Roads	10,000		10,000	
Economic Services					
000000-Caravan Park - 2 Self Contained Accommodation Units	L & B	171,000	141,956	29,044	Project in progress
000000-Caravan Park - Commercial Washing Machine and Dryer	F & E	40,000		40,000	
000000-Caravan Park - Theme Bed Linen	F & E	3,000		3,000	
000000-Caravan Park -BBQ	L & B	11,000	10,735	265	Completed
000000-Caravan Park -Upgrade Water and Power Supply	L & B	50,000		50,000	
000000-Heritage Building Renewals	L & B	202,220		202,220	
Other Property and Services					
000000-Solar Panel - Shire Buildings	L & B	100,000		100,000	
000000-Motor Vehicle CEO	P & E	70,000	53,425	16,575	Completed
000000-Motor Vehicle Subaru	P & E	42,000	39,072	2,928	Completed
000000-Motor Vehicle Fortuner	P & E	56,000	51,013	4,987	Completed
		4,686,320	1,318,073	3,368,247	

Agenda – Ordinary Council Meeting – Friday 29th April 2022

11.2 TECHNICAL SERVICES REPORT AS OF 22nd April 2022

Applicant:	Shire of Yalgoo
Date:	22 April 2022
Reporting Officer:	Craig Holland Works Manager
Disclosure of Interest:	NIL
Attachments:	NIL

SUMMARY

That Council receive the Technical Services Report as at the 22nd April 2022

COMMENT

Road Construction and Capital

Yalgoo Lookout Road - Sheeting

Badja Woolshed Road - Sheeting

Yalgoo-Morawa Road – Widening

Yalgoo Ninghan Road – Sheeting

Road Maintenance

Maintenance Grade: Yalgoo Ninghan Road, Maranalgo Road, Goodengnow Road, Yalgoo North Road.

Plant and other infrastructure maintenance

Yalgoo Ninghan Road – Grid Repair

Yalgoo Morawa Road near Bunnawarra – SILT Removed

L.H. concrete powder for floodways ordered

Parks, Reserves and Properties

Town Street – general clean, verges slashed.

Art & Culture Centre – general gardening maintenance carried out.

Community Oval & Core Stadium – general gardening maintenance, Barbecue lids fitted to Barbecue.

Community Park, Gibbons St – general gardening maintenance conducted on a weekly bases – mowing, pruning and watering.

Community Park, Shamrock St – general gardening maintenance conducted on a weekly bases – mowing, pruning and watering.

Agenda – Ordinary Council Meeting – Friday 29th April 2022

Water Park & Rage Cage – general maintenance and cleaning carried out.

Yalgoo Caravan Park – general gardening maintenance is done every two weeks.

Railway Station – general gardening maintenance conducted on a weekly bases – mowing, pruning and watering.

Yalgoo Nursing Post – No changes or additions

Yalgoo Rubbish Tip – tip head pushed over on a weekly basis.

Airstrip Yalgoo – Graded

Airstrip Paynes Find - Graded

Staff Housing – 8 Henty Street glass sliding door replaced

Purchasing: Road signs, 2 ton asphalt in a bag

STATUTORY ENVIRONMENT

NIL

POLICY/FINANCIAL IMPLCATIONS

To deliver the Capital Works Program within budgeted allocations.

VOTING REQUIREMENT

Simple Majority

OFFICERS RECOMMENDATION

That Council receive the Technical Services Report as of 22nd April 2022

12 DEVELOPMENT, PLANNING AND ENVIRONMENTAL HEALTH REPORTS
NIL

13 FINANCIAL REPORTS

13.1 LIST OF ACCOUNTS

Applicant:	Shire of Yalgoo
Date:	13 April 2022
Reporting Officer:	Dominic Carbone
Disclosure of Interest:	NIL
Attachments:	NIL

SUMMARY

Council approval is sought for the payments made in the period 1st March 2022 to 31st March 2022 as detailed in the List of Accounts below.

COMMENT

The Local Government Act 1995 and the Local Government (Financial Management) Regulations 1996 requires the Chief Executive Officer to present a list of accounts paid and/or payable to Council and to record those accounts in the minutes of the meeting.

STATUTORY ENVIRONMENT

Local Government Act 1995

6.10 Financial Management regulations

Regulations may provide for –

- a. The security and banking of money received by a local government' and
- b. The keeping of financial records by a local government; and
- c. The management by a local government of its assets, liabilities and revenue; and
- d. The general management of, and the authorisation of payments out of –
 - I. The municipal fund; and
 - II. The trust fund, of a local government.

Local Government (Financial Management) Regulations 1996

13. Payments from municipal fund or trust fund by CEO, CEO's duties as to etc.

1. If the local government has delegated to the CEO the exercise of its power to make payments from the municipal fund or the trust fund, a list of accounts paid by the CEO is to be prepared each month showing for each account paid since the last such list was prepared –
 - I. The payee's name; and
 - II. The amount of the payment; and

Agenda – Ordinary Council Meeting – Friday 29th April 2022

- III. The date of the payment; and
 - IV. Sufficient information to identify the transaction.
2. A list of accounts for approval to be paid is to be prepared each month showing –
- a. For each account which requires council authorisation in that month –
 - I. The payee's name; and
 - II. The amount of the payment; and
 - III. Sufficient information to identify the transaction; and
 - b. The date of the meeting of the council to which the list is to be presented.
3. A list prepared under subregulation (1) or (2) is to be –
- a. Presented to the council at the next ordinary meeting of the council after the list is prepared; and
 - b. Recorded in the minutes of that meeting.

POLICY/FINANCIAL IMPLCATIONS

NIL

VOTING REQUIREMENT

Simple Majority

OFFICERS RECOMMENDATION

That Council approve the list of accounts paid for the period 1st March to 31st March 2022 amounting to **\$694,996.34** and the list be recorded in the minutes.

Agenda – Ordinary Council Meeting – Friday 29th April 2022

SHIRE OF YALGOO			
LIST OF ACCOUNTS PAID AND PAYABLE			
FOR THE PERIOD 1 MARCH 2022 TO 31 MARCH 2022			
DATE	SUPPLIER	DESCRIPTION	AMOUNT \$
	MUNICIPAL FUND		
1	4/03/2022 ATYEO'S ENVIRONMENTAL HEALTH SERVICES	CONSULTANCY FEES ENVIRONMENTAL HEALTH SERVICES	3,760.83
2	4/03/2022 BEACHLANDS PLUMBING	PLUMBING REPAIRS	2,947.78
3	4/03/2022 CANINE CONTROL	RANGER SERVICE JANUARY AND FEBRUARY 2022	2,641.36
4	4/03/2022 CLEVERPATCH	EASTER ACTIVITY SUPPLIES ART CENTRE	307.93
5	4/03/2022 CLOUD PAYMENT GROUP	DEBT COLLECTION FEES	3,574.85
6	4/03/2022 COMMUNICATION SYSTEMS GERALDTON	SATELLITE PHONES AND VEHICLE TRACKING SYSTEM	10,327.27
7	4/03/2022 DARREN LONG CONSULTING	CONSULTANCY FEES 2020-21 ANNUAL REPORT ADJUSTMENT REVIEW	110.00
8	4/03/2022 DFES	ESL 2021-22 3RD QUARTER INSTALMENTS	5,913.60
9	4/03/2022 DOMINIC CARBONE AND ASSOCIATES	CONSULTANCY FEES FINANCE AND ADMINISTRATION	4,537.50
10	4/03/2022 DTM TOURISM	CONSULTANCY FEES TOURISM PLAN	8,112.50
11	4/03/2022 FSP AUSTRALIA PTY LTD	SIGNS CARAVAN PARK	668.25
12	4/03/2022 GERALDTON BELAIR GARDENS CARAVAN PARK	3 NIGHTS ACCOMMODATION T FIELD	370.00
13	4/03/2022 GERALDTON GLASS SERVICE	REGLAZE BROKEN WINDOW 27 AND 74 WEEKES STREET	2,634.50
14	4/03/2022 GERALDTON TOYOTA	SERVICE YA800,YA1000	1,306.92
15	4/03/2022 HERSEY'S SAFETY PTY LTD	DEPOT SUPPLIES	1,191.30
16	4/03/2022 HODDER TAMISHA	MEETING FEES AND ALLOWANCES FEBRUARY 2022	527.67
17	4/03/2022 INSTANT RACKING	SHELVING CORE STADIUM STORAGE	1,027.00
18	4/03/2022 LITTLE HOTELIER	CARAVAN PARK ONLINE BOOKING FEE	174.90
19	4/03/2022 LOCAL GOVERNMENT PROFESSIONALS AUSTRALIA	MEMBERSHIP DCEO AND E LEARNING INDUCTION TO LOCAL GOVERNMENT PROGRAM	375.51
20	4/03/2022 LO-GO APPOINTMENTS	CONSULTANCY FEES - CEO KPI REVIEW	1,633.50
21	4/03/2022 LUSCOMBE SYNDICATE	SUPPLIES CARAVAN PARK	70.98
22	4/03/2022 MARKETFORCE	ADVERTISING TENDER TOWN HALL	340.16
23	4/03/2022 MIDWEST WINDSCREENS	SUPPLY FIT NEW WINDSCREEN YA0	1,130.00
24	4/03/2022 POOL ANS SPA MART	CHLORINE	149.40
25	4/03/2022 RAUL VALENZUELA	MEETING FEES AND ALLOWANCES FEBRUARY 2022	641.42
26	4/03/2022 REBUS RESTROOMS	BOLLARD KIT CEMETERY	654.17
27	4/03/2022 REFUEL AUSTRALIA	FUEL FEBRUARY 2022	17,599.48
28	4/03/2022 ROCKE DAVID	CLEANING AND MTCE PAYNES FIND COMMUNITY CENTRE AND ADAPTOR FOR YA898	1,172.21

Agenda – Ordinary Council Meeting – Friday 29th April 2022

SHIRE OF YALGOO				
LIST OF ACCOUNTS PAID AND PAYABLE				
FOR THE PERIOD 1 MARCH 2022 TO 31 MARCH 2022				
DATE	SUPPLIER	DESCRIPTION	AMOUNT \$	
29	4/03/2022	SEEK LIMITED	ADVERTISING PARKS AND GARDENS EMPLOYEE	302.50
30	4/03/2022	TDL	CONSULTANCY FEES CONCEPT DESIGN ADMIN OFFICE GARDEN	2,772.00
31	4/03/2022	TRENFIELD GAIL	MEETING FEES AND ALLOWANCES FEBRUARY 2022	777.67
32	4/03/2022	TYRERIGHT GERALDTON	WHEEL ALIGNMENT AND TYRES YA805	897.00
33	4/03/2022	VEOLIA ENVIRONMENTAL SERVICES	RUBBISH COLLECTION SERVICE	4,089.14
34	4/03/2022	WALGA	STAFF TRAINING AND SUPPLY RAPID ANTIGEN TESTS	4,884.00
35	4/03/2022	WESTERN INDEPENDENT FOODS	CARAVAN PARK SUPPLIES	97.22
36	4/03/2022	WESTRAC EQUIPMENT PTY LTD	PARTS YA860, YA853, YA495, AND WORKSHOP SUPPLIES	7,062.38
37	4/03/2022	WILLOCK STANLEY	MEETING FEES AND ALLOWANCES FEBRUARY 2022	819.34
38	4/03/2022	WURTH	CARAVAN PARK AND DEPOT SUPPLIES	859.44
39	9/03/2022	AWARE SUPER	SUPERANNUATION CONTRIBUTIONS FEBRUARY 2022	25,141.64
40	24/03/2022	YOUNG MOTORS PTY LTD	PURCHASE OF PAJERO	59,039.73
41	24/03/2022	BOEKEMAN TOYOTA	PURCHASE 2 TOYOTA HILUX LESS TRADE IN YA805	49,917.91
42	25/03/2022	BEACHLANDS PLUMBING	PLUMBING REPAIRS STAFF HOUSING	2,596.28
43	25/03/2022	BEAUREPAIRES	TYRES YA860	2,150.00
44	25/03/2022	BOC LIMITED	OXYGEN AND CYLINDER RENTAL	115.99
45	25/03/2022	BRIDGED GROUP PTY LTD	IT SUPPORT	346.50
46	25/03/2022	BUSHFIRE STORE	400 LITRE SPRAY UNIT	5,465.00
47	25/03/2022	COMPLETE OFFICE SUPPLIES	COVID PPE SUPPLIES	626.81
48	25/03/2022	CORE BUSINESS AUSTALIA	CONSULTANCY FEES - REMOTE ROADS FUNDING APPLICATION	3,432.00
49	25/03/2022	DARREN LONG CONSULTING	CONSULTANCY FEES 2020-21 BANK RECONCILIATIONS	4,400.00
50	25/03/2022	DATAKOM SOLUTIONS	PAYROLL SERVICE FEBRUARY 2022	266.20
51	25/03/2022	DE MESTRE & COMPANY	LEGAL EXPENSES AUSTRALIAN GEM RESOURCES	1,168.75
52	25/03/2022	DIGGA WEST & EARTHWORKS WA	PARTS YA493	1,070.52
53	25/03/2022	IT VISION	SUPPLY IMPLEMENTATION AND TRAINING SYNERGY SOFTWARE	82,577.00
54	25/03/2022	LOCAL GOVERNMENT PROFESSIONALS AUSTRALIA	MEMBERSHIP SHIRE	550.00
55	25/03/2022	PAPER PLUS OFFICE NATIONAL	LEAD FOR VIDEO ADMINISTRATION	39.90
56	25/03/2022	PAYNE GREGORY	MEETING FEES AND ALLOWANCES FEBRUARY AND MARCH 2022	3,740.65

Agenda – Ordinary Council Meeting – Friday 29th April 2022

SHIRE OF YALGOO				
LIST OF ACCOUNTS PAID AND PAYABLE				
FOR THE PERIOD 1 MARCH 2022 TO 31 MARCH 2022				
DATE	SUPPLIER	DESCRIPTION	AMOUNT \$	
57	25/03/2022	PLANWEST	PREPARATION OF STATION STAYS AMENDMENT AND LOCAL PLANNING POLICIES	3,630.00
58	25/03/2022	PROMPT SAFETY SOLUTIONS	CONSULTANCY FEES TRAFFIC PLANNING YALGOO NINGHAN ROAD AND BADJA WOOLSHED ROAD	5,500.00
59	25/03/2022	RAUL VALENZUELA	MEETING FEES AND ALLOWANCES MARCH 2022	645.67
60	25/03/2022	ROBINSON ELIZABETH ROSSLYN JOY	WORKSHOP PRINT MAKING ART CENTRE	2,026.20
61	25/03/2022	ROWE CONTRACTORS	PROGRESS PAYMENT YALGOO MORAWA ROAD WIDENING	336,798.00
62	25/03/2022	SIMPSON GAIL	MEETING FEES AND ALLOWANCES MARCH 2022	645.67
63	25/03/2022	THE FELT ING POT	WORKSHOP FELTING HAT	4,320.00
64	25/03/2022	WESTRAC EQUIPMENT PTY LTD	PARTS	732.52
65	25/03/2022	WILLOCK STANLEY	MEETING FEES AND ALLOWANCES MARCH 2022	645.67
66	25/03/2022	WURTH	DEPOT SUPPLIES HAND CLEANER AND PRESSURE PUMP	134.02
		CREDIT CARD		
67	28/02/2022	BENDIGO BANK	CARD FEE	4.00
68	31/03/2021	EXPRESS ONLINE TRAINING	STAFF TRAINING KHIAN HILL	57.74
69	31/03/2021	CUE ROADHOUSE MOTEL	ACCOMMODATION CEO AND ELECTED MEMBERS MURCHISON COUNTRY ZONE MEETING	450.00
70	31/03/2022	AUSKI MOTEL MEEKATHARRA	ACCOMMODATION CEO	168.00
71	31/03/2021	ZOOM VIDEO COMMUNICATIONS	COUNCIL MEETING FEE	20.99
72	31/03/2021	AMPOL WONTHELLA	FUEL YAO	107.30
73	31/03/2021	BENDIGO BANK	CARD FEE	4.00
		TOTAL		694,996.34

13.2 INVESTMENTS AS AT 31ST MARCH 2022

Applicant:	Shire of Yalgoo
Date:	13 April 2022
Reporting Officer:	Dominic Carbone
Disclosure of Interest:	NIL
Attachments:	NIL

SUMMARY

That Council receive the investments report as at 31st March 2022.

COMMENT

Money held in the Municipal Fund of the Shire of Yalgoo that is not required for the time being may be invested under the Trustee Act 1962 Part III.

STATUTORY ENVIRONMENT

Local Government Act 1995

6.14 Power To Invest

Local Government (Financial Management) Regulations 1996

19 Investments, control procedures for

19C Investment of money, restrictions on (Act s6.14(2)(a))

Shire Delegated Authority

POLICY/FINANCIAL IMPLCATIONS

VOTING REQUIREMENT

Simple Majority

OFFICERS RECOMMENDATION

That the Investment Report as at 31st March 2022 be received.

Agenda – Ordinary Council Meeting – Friday 29th April 2022

This Worksheet details the investments held by the Shire as at 31st March 2022.

SHIRE OF YALGOO CASH HOLDINGS AS AT 31 MARCH 2022								
INSTITUTIONS	SHORT TERM RATING	INVESTMENT TYPE	ACCOUNT N ^o	TERM	DATE OF TRANSACTION	DATE OF MATURITY	INTEREST RATE	PRINCIPAL
MUNICIPAL FUND								
Note Balance as per Bank Statement								
NAB	N/A	Operating a/c	50-832-4540	Ongoing	N/A	N/A	Variable	\$40,302.89
BENDIGO	N/A	Operating a/c	171336274	Ongoing	N/A	N/A	Variable	\$2,766,185.04
BENDIGO	N/A	Saving	171336282	Ongoing	N/A	N/A	Variable	\$25,082.34
NAB	N/A	Short Term Investment	24-831-4222	Ongoing	N/A	N/A	Variable	\$52,135.44
TOTAL								\$2,883,705.71

RESERVE FUNDS								
Bendigo	N/A	Term Deposit	3479107	140 days	10.02.2022	30.06.2022	0.35%	\$169,849.43
Bendigo	N/A	Term Deposit	3483811	172 days	10.01.2022	30.06.2022	0.45%	\$473,182.52
Bendigo	N/A	Term Deposit	3483825	172 days	10.01.2022	30.06.2022	0.45%	\$1,137,950.57
Bendigo	N/A	Term Deposit	3724716	172 days	10.01.2022	30.06.2022	0.45%	\$325,293.86
TOTAL								\$2,106,276.38

INVESTMENT REGISTER						
01 MARCH 2022 TO 31 MARCH 2022						
NATIONAL AUSTRALIA BANK						
ACCOUNT N ^o	DATE OF MATURITY	INTEREST RATE	OPENING BALANCE	INTEREST EARNT TO 31.03.2022	INVESTMENT TRANSFERS	CLOSING BALANCE 31.03.2022
171336282	Ongoing	Variable	\$52,131.57	\$3.87	0	\$52,135.44
24-831-4222	Ongoing	Variable	\$25,072.96	\$9.38	0	\$25,082.34
3567670	30.06.2022	0.45%	\$472,429.22	\$753.30	0	\$473,182.52
3567677	30.06.2022	0.45%	\$1,136,138.97	\$1,811.60	0	\$1,137,950.57
3567669	30.06.2022	0.35%	\$169,571.83	\$277.60	0	\$169,849.43
3724712	30.06.2022	0.45%	\$324,776.00	\$517.86	0	\$325,293.86

13.3 FINANCIAL ACTIVITY STATEMENT AS AT 31st MRCH 2022

Applicant:	Shire of Yalgoo
Date:	13 April 2022
Reporting Officer:	Dominic Carbone
Disclosure of Interest:	NIL
Attachments:	Statement of Comprehensive Income Financial Activity Statement Summary of Current Assets and Current Liabilities Statement of Current Financial Position Detailed Worksheet Supplementary Financial Reports – Reserve & Loan

SUMMARY

Adoption of the Monthly Financial Statements for the period 1st July 2021 to the 31 March 2022.

COMMENT

Local Governments are required to prepare monthly reports.

STATUTORY ENVIRONMENT

Local Government Act 1995 - Section 6.4

Local Government (Financial Management) Regulations 1996 - Regulation 34

POLICY/FINANCIAL IMPLCATIONS

2.4 Material Variance

Provision of timely accounting information informs Council of the financial status and affairs of the local government

VOTING REQUIREMENT

Simple Majority

OFFICERS RECOMMENDATION

That Council adopts the Financial Activity Statement for the period ended 31st March 2022.

14 ADMINISTRATION REPORTS

14.1 CEO General and Operational Report

Applicant:	Shire of Yalgoo
Date:	13/04/2022
Reporting Officer:	Chief Executive Officer Ian Holland
Disclosure of Interest:	NIL
Attachments:	NIL

SUMMARY/COMMENT

Waste Services

A Waste Service Request for Quote will shortly be advertised for rubbish collection in Yalgoo. This is a joint request for quote that looks to leverage the buying power of multiple neighbouring local governments who all utilise the Geraldton landfill. While the Shire's waste services sit below the tender threshold, even across a number of years, it has been some time since the market was tested. This process is being conducted through WALGA procurement.

EFTsure

Administration has recently subscribed to the EFTsure payment checking platform. This service provides extra checks for all new creditors and payments. It also assesses whether an invoice has already been paid. This provides a way for administration to ensure that creditors details are not changed fraudulently or by error and will be a significant improvement to internal controls.

DRFAWA

At the end of March significant and intense rains caused widespread damage to the road network. Main Roads Western Australia and multiple other surrounding Shires were also impacted. Shire staff and contractors began immediate/emergency reinstatement works. This work and a damage pickup is being conducted by CORE Business.

Federal Election

After no local polling options for the last Federal or State Election a pre-polling option will be provided in Yalgoo. Under delegated authority the CEO has provided the use of Core Stadium free of charge and the date of this polling place will be advertised shortly.

Should there be no other conflicts the CEO is seeking permission to facilitate democracy and engage in employment with the Australian Electoral Commission during the 2022 Australian Federal Election.

Agenda – Ordinary Council Meeting – Friday 29th April 2022

Shire Mining Tenement

Administration was able to again demonstrate over \$24,000 of expenditure from recorded prospecting hours of visitors to the Yalgoo Prospecting Tenements. These continue to be a popular attraction.

Fit for Work

Workplace Drug and Alcohol testing was recently conducted as part of a quarterly workplace health and safety visit by Prompt Safety. There was no adverse finding as a result of this testing.

Budget Planning

A workshop will be held at the conclusion of the May Ordinary Council Meeting to discuss items for inclusion in the 2022/23 Capital Budget. Please provide any suggestions at least one week prior to this meeting so they can be noted for discussion.

Landscape Concept

A draft landscape concept for the Shire Office will be tabled for input from Councillors.

OFFICERS RECOMMENDATION

That Council receives the Chief Executive Officers Report and accepts the CEOs request to be employed by the Australian Electoral Commission for the 2022 Federal Election.

Agenda – Ordinary Council Meeting – Friday 29th April 2022

14.2 Southern Rangelands Pastoral Alliance Contribution Request

Applicant:	Southern Rangelands Pastoral Alliance
Date:	14/04/2022
Reporting Officer:	Chief Executive Officer Ian Holland
Disclosure of Interest:	NIL
Attachments:	SRPA Letter

SUMMARY

That Council provide further certainty to the Southern Rangelands Pastoral Alliance (SRPA) after receiving their presentation during the March 2022 Ordinary Council Meeting.

COMMENT

In December 2021 Council passed the following resolution:

COUNCIL RESOLUTION – 2021-12-10

Moved: Raul Valenzuela Seconded: Stanley Willock

That Council provide in principal support to the Southern Rangelands Pastoral Alliance funding request and seek further information on the uptake by other Councils.

CARRIED 6/0

The request from the SRPA is for funding that will allow them to engage or maintain suitable staff who will continue to apply for pastoral sector funding while working towards being a self sufficient or member supported organisation. Significant funding from the Midwest Development Commission has allowed them to start up and already inject a significant amount of project funds into the pastoral sector.

With the states removal of a third of the Shires rate generating pastoral stations for conservation it can easily be demonstrated that Shire expenditure for these businesses is already significant. There are still 18 full or partial pastoral stations located within Yalgoo Shire.

It is suggested that the requested contribution of \$20,000 be considered for 1 year (not 5) dependent on the adoption of the 2022/23 budget. With the Vermin Cell fence construction complete, consistent expenditure is expected while the fence is maintained and the Murchison Regional Vermin Council looks to restructure.

Some surrounding Shires have looked to contribute on a per station basis or a smaller lump sum amount with ongoing assessment.

A focused industry body should be able to provide support to the pastoral sector as it undergoes significant potential changes. Carbon farming, tourism and sustainable restocking will all be significantly impacted by environmental and political conditions that standard SME support will not be able to navigate.

Agenda – Ordinary Council Meeting – Friday 29th April 2022

Provided that there is continued local buy in and membership, Council can be requested by local pastoral businesses to continue support of this organisation in future budgets.

STATUTORY ENVIRONMENT

Local Government Act 1995

POLICY/FINANCIAL IMPLCATIONS

NIL

VOTING REQUIREMENT

Simple Majority

OFFICERS RECOMMENDATION

That Council include a \$20,000 contribution payment to the Southern Rangelands Pastoral Alliance in the 2022/23 Budget.

Agenda – Ordinary Council Meeting – Friday 29th April 2022

14.3 Rates Outstanding 3 years – Sale of Land

Applicant:	Shire of Yalgoo
Date:	14/04/2022
Reporting Officer:	Chief Executive Officer Ian Holland
Disclosure of Interest:	NIL
Attachments:	NIL

SUMMARY

That Council consider a sale of Assessment 587 (39 - 41 Campbell Street, Yalgoo) due to rates for this land which have remained unpaid for greater than 3 years.

COMMENT

Titles for 39-41 Campbell Street, Yalgoo, being Lot 43 & 44 with Volume 1518 & Folio 821 & Volume 2001 & Folio 876 are held by an Aboriginal Corporation that was deregistered in 2010.

With respect to Shire Assessment 587 an amount of \$4630.55 in total is owing with a component of \$662.12 that has been outstanding for a period of three years for rates/service charges.

Cloud Payment Group who carry out debt collection services on behalf of the Shire, have issued notices and final demands in an attempt to reclaim monies owed. Unsuccessful in this attempt CloudPG contacted the Office of the Registrar of Indigenous Corporations (ORIC) as property discovered after a corporation is deregistered is vested with the Registrar.

The Registrar provided the following response with respect to the Corporations (Aboriginal and Torres Strait Islander) Act 2006:

“As previously advised the Registrar does not utilise his powers under s546-25(2) for the benefit of third parties such as mortgagees, charges and local governments as these parties have remedies available under their security, and in the case of local government, under the relevant Local Government Act.

The Registrar does not intend to sell the property of the corporation under s546-25(2) of the Act to satisfy the outstanding fees, or any rates that may accrue.

The Registrar has no objection to the Council exercising any power of sale it may have. Where the Council does exercise its power of sale over the property, any surplus proceeds of sale after all rates, expenses, mortgagees, etc. have been paid out in order of propriety, together with a full account of how those proceeds were distributed, must be forwarded to the Registrar as they vest in the Registrar.

I am forwarding you a copy of the policy statement PS 18- Property of deregistered corporations for your information”

While a lease of this property may be practical in the short term the local government would have no power to lease once monies are recovered and as can be seen from

Agenda – Ordinary Council Meeting – Friday 29th April 2022

the information above the Registrar has no intention to satisfy outstanding fees. This would result in the same situation again in three years time provided a suitable tenant was found and managed.

STATUTORY ENVIRONMENT

Local Government Act 1995

Section 6.64 Actions to be taken

- (1) If any rates or service charges which are due to a local government in respect of any rateable land have been unpaid for at least 3 years the local government may, in accordance with the appropriate provisions of this Subdivision take possession of the land and hold the land as against a person having an estate or interest in the land and —
 - (a) from time to time lease the land; or
 - (b) sell the land; or
 - (c) cause the land to be transferred to the Crown; or
 - (d) cause the land to be transferred to itself.
- (2) On taking possession of any land under this section, the local government is to give to the owner of the land such notification as is prescribed and then to affix on a conspicuous part of the land a notice, in the form or substantially in the form prescribed.
- (3) Where payment of rates or service charges imposed in respect of any land is in arrears the local government has an interest in the land in respect of which it may lodge a caveat to preclude dealings in respect of the land, and may withdraw caveats so lodged by it.

Local Government (Financial Management) Regulations 1996

POLICY/FINANCIAL IMPLCATIONS

Rate Recovery Policy

The sale of this property will equate to a decrease of \$4,630.55 in outstanding rates.

VOTING REQUIREMENT

Simple Majority

OFFICERS RECOMMENDATION

That Council

1. proceeds to sell A587, 39-41 Campbell Street, Yalgoo, being Lot 43, Volume 1518 and Folio 821 and Lot 44, Volume 2001 and Folios 876 for arrears of 3 or more years, and recover from the proceeds of sale the outstanding balances which total \$4630.55;

and

2. authorises the Chief Executive Officer to issue the required forms and notices as prescribed for Section 6.64 of the Act under Local Government (Financial Management) Regulations 72, 73 & 74.

Agenda – Ordinary Council Meeting – Friday 29th April 2022

14.4 Supply of Water for Gas Pipeline Construction

Applicant:	Shire of Yalgoo
Date:	14/04/2022
Reporting Officer:	Chief Executive Officer Ian Holland
Disclosure of Interest:	NIL
Attachments:	NIL

SUMMARY

That Council consider a request from NACAP for the use of water from the town Dam supply.

COMMENT

The Yalgoo Railway Dams are a key water supply for fire and road construction in the area around the Yalgoo Townsite. Rainfall in March 2021 provided useful water through to a new rainfall event in March 2022 which has replenished the supply.

A request has been received from the contractor engaged to construct the Northern Goldfields interconnect Pipeline Project to utilise 6ML of water, while the pipeline is under construction near Yalgoo.

The two dams are estimated to have a combined capacity of 10ML when full provided they are 2-3m deep. A significant portion of which is lost to evaporation.

Administration proposes that this supply be sold at a rate of \$3.50 per kL as it is not a potable supply (Water Corporation Standpipe Step 15 for location \$8.995 with minimal capacity).

NACAP will also be expected to maintain access into and out of the Dam and a request for water tanks will also be made if any are in suitable condition at the end of the construction project. These tanks could be useful for future fire or road construction supply.

STATUTORY ENVIRONMENT

Local Government Act 1995

POLICY/FINANCIAL IMPLCATIONS

NIL

VOTING REQUIREMENT

Simple Majority

OFFICERS RECOMMENDATION

That Council adopt a \$3.50 fee and charge for commercial sale of non-potable water and authorise the Chief Executive Officer to negotiate on dam access with respect to asset maintenance and suitable infrastructure.

Agenda – Ordinary Council Meeting – Friday 29th April 2022

14.5 Report to the Minister on Significant Findings in the 2019/20 Audit

Applicant:	Shire of Yalgoo
Date:	14/04/2022
Reporting Officer:	Chief Executive Officer Ian Holland
Disclosure of Interest:	NIL
Attachments:	2019/20 Audit Management Letter

SUMMARY

That Council accept a report on significant audit findings that will be published on the Shire website and provided to the Minister for Local Government.

COMMENT

At the Audit Meeting held on the 21st March 2022 the Committee was asked to give consideration to the Audit Management Letter and Independent Auditors Report for the year ended 30th June 2020 together with responses provided by the Chief Executive Officer. An exit interview with the Office of the Auditor General was held on Friday 25 February 2022 and the auditors report was received on the 3rd March 2022. This report resulted in a Disclaimer of Opinion.

Council is required to examine the report of the Auditor and take appropriate action in relation to the matters raised.

The findings identified during the Audit of the Shire of Yalgoo Financial Statements for the year ended 30 June 2020 are stated in the Management letter, together with the response provided by the Chief Executive Officer under the heading of “Management Comment” as provided to the Audit Committee.

The Auditors Report identified the following material/significant matters to be addressed by the Shire of Yalgoo.

- (i) The following material matters indicating non-compliance with Part 6 of the *Local Government Act 1995*, the Local Government (Financial Management) Regulations 1996 or applicable financial controls of any other written law were identified during the course of my audit:
 - a. Changes made to the supplier, employee, debtors and fixed assets masterfiles were not independently reviewed and authorised. This increased the risk of unauthorised changes to key information, although our audit sampling did not identify any.
 - b. For 13 out of 26 purchases sampled there was no purchase order raised. Additionally, 11 out of 13 of the purchase orders sampled were dated after the dates of the corresponding supplier invoices. Further, for 22 out of 26 payments sampled the creditor batch listing were not consistently signed as evidence of independent review and 21 out of 26 physical bank authorisation forms were not consistently signed by two authorities prior to payment. Additionally, for 7 out of 26 purchases sampled there was insufficient documentation to confirm if sufficient quotes had been obtained. These practices increase the risk of fraud or favoritism of suppliers, not obtaining value for money in procurement, and inappropriate or unnecessary purchases.
 - c. All daily banking reconciliations sampled (being 21 instances) were either not completed or not signed by the preparer or reviewer. This

Agenda – Ordinary Council Meeting – Friday 29th April 2022

- increases the risk of errors and omissions relating to cash remaining undetected.
- d. From our review of the financial policy manual there were numerous instances identified where policies were out of date, required further work or did not reflect current practices. Without approved policies and procedures, this may lead to errors, fraud or non-compliance.
 - e. Management has not updated the asset management plan and long-term financial plan since 2013. As a result the Asset Renewal Funding Ratio for all years presented in the annual financial report as required by section 50(1)(c) of the Local Government (Financial Management) Regulations 1996 is not able to be supported by verifiable information or reasonable assumptions.
 - f. Our payroll testing identified that office employee timesheets are not independently reviewed and signed off. This could result in errors in the payroll or incorrect amounts being paid.
 - g. Our sampling identified that for 8 out of 12 months of the year, there were not receipts or invoices to support expenditure incurred on the purchasing cards. This could result in unauthorised expenditure by the Shire.
 - h. Reconciliations for Trust accounts, investments, fixed assets, sundry debtors, sundry creditors, rates debtors and rates valuations were not maintained by the Shire for the full year. With key balance sheet accounts not being reconciled to the general ledger on a regular basis there is an increased risk that errors or imbalances will not be detected on a timely basis, which in turn could lead to misstatements in the Shire's financial reporting.
 - i. Accounting journal entries were processed with no evidence of independent review and approval by a senior staff member for 90% of the journals sampled. Additionally, adequate supporting documentation or commentary was not retained to support journal entries in 80% of the journals sampled. Accounting journals can represent significant adjustments to previously approved accounting transactions and, should therefore be independently reviewed and approved with evidence of this review being retained.
- (ii) As a result of the matters described in the Basis for Disclaimer of Opinion section of my report, I am not able to report that:
- a. All required information and explanations were obtained by me.
 - b. All audit procedures were satisfactorily completed.
 - c. The Asset Consumption Ratio included in the annual financial report was supported by verifiable information and reasonable assumptions.

Further Management Comment

The Shire of Yalgoo is addressing the issues raised. Additional staff and contractors have been engaged to improve internal controls and review these potential weaknesses. Where work has been undertaken by a contractor more internal documentation is being produced to assure auditors of review and approval.

The Shire is currently transitioning to more fit for purpose financial software. This is a costly and time consuming process that will improve staff training and benefit internal controls.

Agenda – Ordinary Council Meeting – Friday 29th April 2022

The Community Strategic Plan has been renewed allowing for further Integrated Plans to be adequately redeveloped. Proposed local government reforms could see some of this process significantly changed or made obsolete. It would not be financially responsible for a small Council to engage contractors, generate all required reports and then shelve them due to altered requirements. That being said valuations and data collection is being undertaken to redevelop asset and other long term plans.

Due to changes in management a significant number of these issues have been practically improved and further changes are being implemented as described by the Management Comments provided to the Audit Committee. Policy reviews and staff training have resulting in improvements to payroll and purchasing authorisations and further policy review will be conducted when operationally achievable.

STATUTORY ENVIRONMENT

Local Government Act 1995

7.12A. Duties of local government with respect to audits

- (3) A local government must —
 - (aa) examine an audit report received by the local government; and
 - (a) determine if any matters raised by the audit report, require action to be taken by the local government; and
 - (b) ensure that appropriate action is taken in respect of those matters.
- (4) A local government must —
 - (a) prepare a report addressing any matters identified as significant by the auditor in the audit report, and stating what action the local government has taken or intends to take with respect to each of those matters; and
 - (b) give a copy of that report to the Minister within 3 months after the audit report is received by the local government.
- (5) Within 14 days after a local government gives a report to the Minister under subsection (4) (b), the CEO must publish a copy of the report on the Local governments' official website.

POLICY/FINANCIAL IMPLCATIONS

NIL

VOTING REQUIREMENT

Simple Majority

OFFICERS RECOMMENDATION

That Council adopts the Report on the Audit Management Letter for the financial year ended 30 June 2020 for publication on the Shire Website and forwarding to the Minister for Local Government.

Agenda – Ordinary Council Meeting – Friday 29th April 2022

14.6 Australian Local Government Association – 2022 National General Assembly Motion – Rail Safety National Law

Applicant:	Shire of Yalgoo
Date:	14/04/2022
Reporting Officer:	Chief Executive Officer Ian Holland
Disclosure of Interest:	NIL
Attachments:	Cue Parliament Submission – Lara Jensen

SUMMARY

That Council endorse a motion to lobby State and Federal Governments, through WALGA and ALGA, to immediately introduce legislation to improve safety lighting on trains and at passive level crossings.

COMMENT

A submission was recently received at Cue Parliament (the WALGA Zone meeting for the Murchison Region of Western Australia) regarding legislating improvements to safety lighting on trains and at passive level crossings. It was suggested that this submission be endorsed by an individual council for presentation to WALGA and notably as a motion to the Australian Local Government Association (ALGA) National General Assembly.

When leaving the Yalgoo Shire and travelling to surrounding areas and regional centers it is highly likely you will drive across a level train crossing. While some on highways or local government roads are significantly illuminated with or without boom gates, others on side roads have 1-2 small fixed signs and either give way or stop signs. This paired with kilometers long, jet black freight cars is a recipe for disaster which has been experienced by the 12 families that wrote to our Zone. Running lights and reflective surfaces the length of a train are not a legislated requirement and some companies or bodies may feel they do not have the resources to adequately address this risk. This is where regulation should be used to implement low cost and uniform measures for public safety.

Residents of Yalgoo frequently interact with quads (heavy haulage road trains 60m in length). These vehicles are required to have multiple reflective surfaces along their trailers as well as running lights in many instances. This reduces the same hazards that would be experienced at road intersections ie running into the side of a vehicle that has no significant visibility from the side or headlights that can be confusing for road users.

Please see attached, information submitted to Cue Parliament by Lara Jensen, a representative of 12 families who have all lost loved ones as a result of collisions with trains at passive level crossings.

STATUTORY ENVIRONMENT

Local Government Act 1995

POLICY/FINANCIAL IMPLCATIONS

NIL

VOTING REQUIREMENT

Simple Majority

OFFICERS RECOMMENDATION

That Council:

1. Recommend to WALGA and ALGA the lobbying of State and Federal Governments to immediately introduce legislation through Rail Safety National Law to improve safety lighting on trains and provide funding for low cost solar powered warning systems at passive level crossings; and
2. Endorse (1) above as a submission of motion to the ALGA 2022 National General Assembly.

Agenda – Ordinary Council Meeting – Friday 29th April 2022

15 NOTICE OF MOTIONS

16 URGENT BUSINESS

17 MATTER FOR WHICH THE MEETING MAY BE CLOSED TO THE PUBLIC

18 NEXT MEETING

The next Ordinary Meeting of Council is due to be held in the Council Chambers, Gibbons Street Yalgoo on Friday 27th May 2022 commencing at 10.00 am.

19 MEETING CLOSURE

There being no further business the Shire President declared the Ordinary meeting closed at ____ pm.

PUBLIC QUESTION TIME - FOR INFORMATION PURPOSES ONLY

The Shire of Yalgoo welcomes community participation during public question time of Council Meetings. The following is a summary of s5.24 of the Local Government Act 1995, the Local Government (Administration) Regulations 1996 and Shire Policy, to provide a guide for public question time.

To enable a prompt and detailed response to questions, members of the public are requested to lodge questions in writing to the Chief Executive Officer at least two days prior to a Council meeting. This can be done:

- a. In person at the Shire of Yalgoo Office, 37 Gibbons St, Yalgoo
- b. By emailing the Executive Support Officer pa@yalgoo.wa.gov.au
- c. By phoning the Executive Support Officer (08) 9962 8042

When registering a question members of the public will be required to provide the following for record keeping and response:

- a. Name, Address, Contact Number and Name of Organisation representing (if any)
- b. A written copy of the question to be asked at Public Question Time

It is recommended to arrive at the Council Meeting 15 minutes to commencement if you have not registered a question in advance.

The presiding Member will open Public Question Time where appropriate and, if necessary, provide a brief summary of the rules, regulations and procedures of Public Question Time.

1. The person asking the question is to state their name prior to asking the question.
2. Questions are to be directed through the chair, with the Presiding Member having the discretion of accepting or rejecting a question and the right to nominate a Councillor or Officer to answer.
3. In order to provide an opportunity for the greatest portion of the gallery to take advantage of question time, questions are to be as succinct as possible. Any preamble to questions should therefore be minimal and no debating of the issue between the Gallery, Councillors or Officers is permissible.
4. Where the Presiding Member rules that a member of the public is making a statement during public question time, then no answer is required to be given or recorded in response.
5. Questions which are considered inappropriate; offensive or otherwise not in good faith; duplicates or variations of earlier questions; relating to the personal affairs or actions of Council members or employees; will be refused by the Presiding Member as 'out of order' and will not be recorded in the minutes.

Agenda – Ordinary Council Meeting – Friday 29th April 2022

6. Questions from members of the public that do not comply with the Rules of Question Time or do not abide by a ruling from the Presiding Member, or where the member of the public behaves in a manner in which they are disrespectful of the Presiding Member or Council, or refuse to abide by any reasonable direction from the Presiding Member, will be ruled 'out of order' and the question will not be recorded in the minutes.
7. Answers to questions provided in good faith, however, unless reasonable prior written notice of the question is given, answers should not be relied upon as being totally comprehensive.
8. The priority for asking questions shall be firstly 'questions on which written notice has been given prior to the meeting' (that is, prior to 12 noon on the day immediately preceding the meeting) and secondly, 'questions from the floor'.
9. Public Question Time is set for a maximum period of 15 minutes, and will terminate earlier should no questions be forthcoming.
10. There are circumstances where it may be necessary to place limits on the asking of questions to enable all members of the public a fair and equitable opportunity to participate in Public Question Time. In these events the Presiding Member will apply the most appropriate limit for the circumstance. Generally each member of the public shall be provided a maximum two minutes time limit in the first instance, in which to ask a maximum of two questions (whether these are submitted 'in writing' or 'from the floor'). A question may include a request for the tabling of documents where these are relevant to an issue before Council.
11. Should there be time remaining on the initial period for Public Question Time (i.e. 15 minutes) after all members of the public have posed their initial allotment of two questions, the Presiding Member will then allow members of the public to sequentially (in accordance with the register) ask further questions (with necessary limits in place as discussed above if required) until the initial period for Public Question Time has expired.
12. Any extension to the initial period for Public Question Time is to be limited to a period that will allow sufficient time for any remaining members of the public to ask their initial allotment of two questions.
13. Where a question (compliant to these rules) is raised and is unable to be answered at the meeting, the question shall be 'taken on notice' with an answer being given at the next appropriate Council Meeting.
14. Where a member of the public submitting a question is not physically present at the meeting, those questions will be treated as an item of correspondence and will be answered in the normal course of business (and not be recorded in the minutes).

MATTERS FOR WHICH THE MEETING MAY BE CLOSED- FOR INFORMATION PURPOSES ONLY

Councillors are obliged to maintain the confidentiality of matters discussed when the meeting is closed.

The following legislative extracts were downloaded from www.legislation.wa.gov.au on 7 July 2021.

Local Government Act 1995

s5.23. Meetings generally open to the public

(1) Subject to subsection (2), the following are to be open to members of the public —

- (a) all council meetings; and
- (b) all meetings of any committee to which a local government power or duty has been delegated.

(2) If a meeting is being held by a council or by a committee referred to in subsection (1)(b), the council or committee may close to members of the public the meeting, or part of the meeting, if the meeting or the part of the meeting deals with any of the following —

- (a) a matter affecting an employee or employees; and
- (b) the personal affairs of any person; and
- (c) a contract entered into, or which may be entered into, by the local government and which relates to a matter to be discussed at the meeting; and
- (d) legal advice obtained, or which may be obtained, by the local government and which relates to a matter to be discussed at the meeting; and
- (e) a matter that if disclosed, would reveal —
 - (i) a trade secret; or
 - (ii) information that has a commercial value to a person; or
 - (iii) information about the business, professional, commercial or financial affairs of a person,

where the trade secret or information is held by, or is about, a person other than the local government; and

- (f) a matter that if disclosed, could be reasonably expected to —
 - (i) impair the effectiveness of any lawful method or procedure for preventing, detecting, investigating or dealing with any contravention or possible contravention of the law; or
 - (ii) endanger the security of the local government's property; or

Agenda – Ordinary Council Meeting – Friday 29th April 2022

- (iii) prejudice the maintenance or enforcement of a lawful measure for protecting public safety;
and
 - (g) information which is the subject of a direction given under section 23(1a) of the Parliamentary Commissioner Act 1971; and
 - (h) such other matters as may be prescribed.
- (3) A decision to close a meeting or part of a meeting and the reason for the decision are to be recorded in the minutes of the meeting.

s5.92 Access to information by council, committee members

- (1) A person who is a council member or a committee member can have access to any information held by the local government that is relevant to the performance by the person of any of his or her functions under this Act or under any other written law.
- (2) Without limiting subsection (1), a council member can have access to —
- (a) all written contracts entered into by the local government; and
 - (b) all documents relating to written contracts proposed to be entered into by the local government.

s5.93. Improper use of information

A person who is a council member, a committee member or an employee must not make improper use of any information acquired in the performance by the person of any of his or her functions under this Act or any other written law —

- (a) to gain directly or indirectly an advantage for the person or any other person; or
- (b) to cause detriment to the local government or any other person. Penalty: \$10 000 or imprisonment for 2 years.

Local Government (Model Code of Conduct) Regulations 2021

s.21 Disclosure of Information

(1) In this clause —

closed meeting means a council or committee meeting, or a part of a council or committee meeting, that is closed to members of the public under section 5.23(2) of the Act;

confidential document means a document marked by the CEO, or by a person authorised by the CEO, to clearly show that the information in the document is not to be disclosed;

document includes a part of a document;

non-confidential document means a document that is not a confidential document.

- (2) A council member must not disclose information that the council member —
- (a) derived from a confidential document; or
 - (b) acquired at a closed meeting other than information derived from a non-confidential document.
- (3) Subclause (2) does not prevent a council member from disclosing information —
- (a) at a closed meeting; or
 - (b) to the extent specified by the council and subject to such other conditions as the council determines; or
 - (c) that is already in the public domain; or
 - (d) to an officer of the Department; or
 - (e) to the Minister; or
 - (f) to a legal practitioner for the purpose of obtaining legal advice; or
 - (g) if the disclosure is required or permitted by law.

ATTENDANCE - FOR INFORMATION PURPOSES ONLY

Local Government Act 1995

S2.25 Disqualification for failure to attend meetings

- (1) A council may, by resolution, grant leave of absence, to a member.
- (2) Leave is not to be granted to a member in respect of more than 6 consecutive ordinary meetings of the council without the approval of the Minister, unless all of the meetings are within a period of 3 months.
- (3A) Leave is not to be granted in respect of —
 - (a) a meeting that has concluded; or
 - (b) the part of a meeting before the granting of leave.
- (3) The granting of the leave, or refusal to grant the leave and reasons for that refusal, is to be recorded in the minutes of the meeting.
- (4) A member who is absent, without obtaining leave of the council, throughout 3 consecutive ordinary meetings of the council is disqualified from continuing his or her membership of the council, unless all of the meetings are within a 2 month period.

Agenda – Ordinary Council Meeting – Friday 29th April 2022

- (5A) If a council holds 3 or more ordinary meetings within a 2 month period, and a member is absent without leave throughout each of those meetings, the member is disqualified if he or she is absent without leave throughout the ordinary meeting of the council immediately following the end of that period.
- (5) The non attendance of a member at the time and place appointed for an ordinary meeting of the council does not constitute absence from an ordinary meeting of the council —
- (a) if no meeting of the council at which a quorum is present is actually held on that day; or
- (b) if the non attendance occurs —
- (i) while the member has ceased to act as a member after written notice has been given to the member under section 2.27(3) and before written notice has been given to the member under section 2.27(5); or
- (ii) while proceedings in connection with the disqualification of the member have been commenced and are pending; or
- (iiia) while the member is suspended under section 5.117(1)(a)(iv) or Part 8; or
- (iii) while the election of the member is disputed and proceedings relating to the disputed election have been commenced and are pending.
- (6) A member who before the commencement of the Local Government Amendment Act 2009 section 5 was granted leave during an ordinary meeting of the council from which the member was absent is to be taken to have first obtained leave for the remainder of that meeting.

Urgent Business

General business will not be admitted to Council. In cases of urgency or other special circumstances, where a matter cannot or should not be deferred until the next meeting, urgent items may, with the consent of a majority of Elected Members present, be heard and dealt with. Any such business shall be in the form of a clear motion, and the President may require such a motion to be written and signed by the Councillor or officer proposing the motion or recommendation.

Deputations

Persons wishing to appear before Council or a Committee as a deputation should apply to the CEO at least one week before the date of the meeting, specifying the purpose of the deputation and the number of persons in the deputation. Deputations may be permitted at the discretion of the Presiding Member or by a resolution of the Council or Committee (as the case may not be). Not more than two members of a

Agenda – Ordinary Council Meeting – Friday 29th April 2022

deputation may address the Council or Committee, except to answer questions from members of the Council or Committee.

A motion was mover by Cr _____ and seconded by Cr _____ to adjourn the meeting for lunch/a break and to reconvene at _____am/pm

Southern Rangelands Pastoral Alliance Inc.

c/- 20 Gregory Street
Geraldton WA 6530
ABN: 15 439 289 309
Email: info@srpa.org.au

Chief Executive Officer
Shire of Yalgoo
37 Gibbons St
(PO Box 40)
YALGOO WA 6635

Dear Chief Executive Officer

I would like to introduce to you the Southern Rangelands Pastoral Alliance (SRPA) Inc. and to request that your shire contribute \$20 000 per year for five years to help ensure the longevity of this important grower group which represents all pastoralists in your shire. The financial contribution that you make will be used to continue to employ an Executive Officer and a Project Officer as we grow into a self-sufficient Association.

SRPA was established in response to the opportunities for funding that have emerged over the past few years, including the Federal Government's Future Drought Fund and the Southern Rangelands Revitalisation Project run by the Dept of Primary Industries and Regional Development.

Prior to October 2020, Southern Rangelands pastoralists were unrepresented at a broad landscape level. SRPA is now beginning to meet the needs of the pastoral community in terms of attracting significant funding opportunities to rebuild agriculture and bring more prosperity to the regions. These funding opportunities can and will be delivered into your shire.

In order to have the significant impact we aim to deliver in the region, as a new organisation we require some financial support from you. In return, we can act as a vehicle to attract significant funding to improve the pastoral estate. We would like to form a mutually beneficial and collaborative relationship with Shires in the Southern Rangelands to ensure that we maximise any funding opportunities that come our way.

The SRPA Management Committee is comprised of pastoralists representing the Southern Rangelands, with even representation across the three Regional Biosecurity Groups (Carnarvon, Meekatharra and Goldfields Nullarbor). Several of our committee members are also on their local shire council and we encourage you to seek their views on value of the SRPA as a new and exciting grower group.

SRPA aims to connect and support pastoral producers across the whole of the Southern Rangelands of Western Australia. Our vision is encapsulated in these four terms: Connected, Producer-Driven, Healthy Landscape, Better Business. Our Mission is "to lead change by sharing knowledge, and facilitating research and innovation based on industry needs".

PASTORAL REVITALISATION

We are aware that Pastoral Revitalisation is one of the Economic Pillars of the Blueprints for Economic Development established by each of the Development Commissions across the Southern Rangelands. We feel that the SRPA can be a vehicle to successful Pastoral Revitalisation and thus provide recognition for shires who can measurably demonstrate this achievement. Any increases in production and improvements in rangeland condition will provide broad benefits to all shires and towns.

ACHIEVEMENTS

In our first year of operation we have secured over \$900,000 for future project works. In addition, we have applied for \$415,000 for two more projects to be carried out in 2022 / 2023. This represents a significant investment into the Southern Rangelands region which without the SRPA would not have been achieved. It will provide much-needed support for pastoralists in your shire, and ultimately for the broader community.

CHALLENGES

However, these funds are strictly for project delivery and cannot be used to pay salaries. Therefore, we are seeking additional funds to employ an Executive Officer and a Project Officer. Professional staff are critical to the ongoing success of the group and the offer of a medium to long term contract is vital to securing the right people for the job.

SUPPORTERS

The establishment of the SRPA has been supported by the Department of Primary Industries and Regional Development (DPIRD), Mid West Development Commission (MWDC), Regional Development Australia Mid West/Gascoyne (RDAMWG), and Rangelands Fibre and Produce Association (RFPA).

We aim to attract funding from a range of investors and invite you to become part of our support base for what is shaping up to be a very successful grower group. We would appreciate the opportunity to meet with you to discuss actions to enable this.

Yours sincerely



Debbie Dowden

Chair, SRPA Inc.

0467 635 361



Margi Weir

Executive Officer, SRPA Inc.

0408 210 285

November 25, 2021



Auditor General

INDEPENDENT AUDITOR'S REPORT

To the Councillors of the Shire of Yalgoo

Report on the Audit of the Financial Report 2020

Disclaimer of Opinion

I was engaged to audit the annual financial report of the Shire of Yalgoo (the Shire) which comprises the Statement of Financial Position as at 30 June 2020, and the Statement of Comprehensive Income by Nature or Type, Statement of Comprehensive Income by Program, Statement of Changes in Equity, Statement of Cash Flows and Rate Setting Statement for the year then ended, as well as notes comprising a summary of significant accounting policies and other explanatory information, and the Statement by the Chief Executive Officer.

I do not express an opinion on the accompanying financial report of the Shire. Because of the significance of the matters described in the Basis for Disclaimer of Opinion section of our report, I have not been able to obtain sufficient appropriate audit evidence to provide a basis for an audit opinion on the financial report.

Basis for Disclaimer of Opinion

I have been unable to obtain sufficient appropriate audit evidence on the books and records of the Shire. This lack of evidence arises from numerous significant deficiencies in the internal controls implemented by the Shire and in some cases the necessary records not being maintained.

As a result of this matter, I was unable to determine whether any adjustments might have been found necessary in respect of the elements making up the Statement of Financial Position as at 30 June 2020, and the Statement of Comprehensive Income by Nature or Type, Statement of Comprehensive Income by Program, Statement of Changes in Equity, Statement of Cash Flows and Rate Setting Statement for the year then ended, and related notes and disclosures thereto, and the Statement by the Chief Executive Officer.

Responsibilities of the Chief Executive Officer and Council for the Financial Report

The Chief Executive Officer (CEO) of the Shire is responsible for the preparation and fair presentation of the annual financial report in accordance with the requirements of the Act, the Regulations and, to the extent that they are not inconsistent with the Act, Australian Accounting Standards. The CEO is also responsible for such internal control as the CEO determines is necessary to enable the preparation of the annual financial report that is free from material misstatement, whether due to fraud or error.

In preparing the annual financial report, the CEO is responsible for assessing the Shire's ability to continue as a going concern, disclosing, as applicable, matters related to going concern and using the going concern basis of accounting unless the State Government has made decisions affecting the continued existence of the Shire.

The Council is responsible for overseeing the Shire's financial reporting process.

Auditor's Responsibility for the Audit of the Financial Report

The objectives of my audit are to conduct an audit of the Shire's financial report in accordance with Australian Auditing Standards and to issue an auditor's report. However, because of the matters described in the Basis for Disclaimer of Opinion section of my report, I was not able to obtain sufficient appropriate audit evidence to provide a basis for an audit opinion on the financial report.

I am independent of the Shire in accordance with the *Auditor General Act 2006* and the relevant ethical requirements of the Accounting Professional and Ethical Standard Board's APES 110 *Code of Ethics for Professional Accountants* (the Code) that are relevant to my audit of the annual financial report. I have also fulfilled my other ethical responsibilities in accordance with the Code.

Report on Other Legal and Regulatory Requirements

In accordance with the Local Government (Audit) Regulations 1996 I report that:

- (i) The following material matters indicating non-compliance with Part 6 of the *Local Government Act 1995*, the Local Government (Financial Management) Regulations 1996 or applicable financial controls of any other written law were identified during the course of my audit:
 - a. Changes made to the supplier, employee, debtors and fixed assets masterfiles were not independently reviewed and authorised. This increased the risk of unauthorised changes to key information, although our audit sampling did not identify any.
 - b. For 13 out of 26 purchases sampled there was no purchase order raised. Additionally, 11 out of 13 of the purchase orders sampled were dated after the dates of the corresponding supplier invoices. Further, for 22 out of 26 payments sampled the creditor batch listing were not consistently signed as evidence of independent review and 21 out of 26 physical bank authorisation forms were not consistently signed by two authorities prior to payment. Additionally, for 7 out of 26 purchases sampled there was insufficient documentation to confirm if sufficient quotes had been obtained. These practices increase the risk of fraud or favoritism of suppliers, not obtaining value for money in procurement, and inappropriate or unnecessary purchases.
 - c. All daily banking reconciliations sampled (being 21 instances) were either not completed or not signed by the preparer or reviewer. This increases the risk of errors and omissions relating to cash remaining undetected.
 - d. From our review of the financial policy manual there were numerous instances identified where policies were out of date, required further work or did not reflect current practices. Without approved policies and procedures, this may lead to errors, fraud or non-compliance.
 - e. Management has not updated the asset management plan and long-term financial plan since 2013. As a result the Asset Renewal Funding Ratio for all years presented in the annual financial report as required by section 50(1)(c) of the Local Government (Financial Management) Regulations 1996 is not able to be supported by verifiable information or reasonable assumptions.
 - f. Our payroll testing identified that office employee timesheets are not independently reviewed and signed off. This could result in errors in the payroll or incorrect amounts being paid.
 - g. Our sampling identified that for 8 out of 12 months of the year, there were not receipts or invoices to support expenditure incurred on the purchasing cards. This could result in unauthorised expenditure by the Shire.
 - h. Reconciliations for Trust accounts, investments, fixed assets, sundry debtors, sundry creditors, rates debtors and rates valuations were not maintained by the Shire for the full year. With key balance sheet accounts not being reconciled to the general ledger on a regular basis there is an increased risk that errors or imbalances will not be detected on a timely basis, which in turn could lead to misstatements in the Shire's financial reporting.

- i. Accounting journal entries were processed with no evidence of independent review and approval by a senior staff member for 90% of the journals sampled. Additionally, adequate supporting documentation or commentary was not retained to support journal entries in 80% of the journals sampled. Accounting journals can represent significant adjustments to previously approved accounting transactions and, should therefore be independently reviewed and approved with evidence of this review being retained.
- (ii) As a result of the matters described in the Basis for Disclaimer of Opinion section of my report, I am not able to report that:
 - a. All required information and explanations were obtained by me.
 - b. All audit procedures were satisfactorily completed.
 - c. The Asset Consumption Ratio included in the annual financial report was supported by verifiable information and reasonable assumptions.

Matters Relating to the Electronic Publication of the Audited Financial Report

This auditor's report relates to the annual financial report of the Shire of Yalgoo for the year ended 30 June 2020 included on the Shire's website. The Shire's management is responsible for the integrity of the Shire's website. This audit does not provide assurance on the integrity of the Shire's website. The auditor's report refers only to the annual financial report described above. It does not provide an opinion on any other information which may have been hyperlinked to/from this annual financial report. If users of the annual financial report are concerned with the inherent risks arising from publication on a website, they are advised to refer to the hard copy of the audited annual financial report to confirm the information contained in this website version of the annual financial report.

Caroline Spencer
Auditor General for Western Australia
Perth, Western Australia
3 March 2022

CUE PARLIAMENT SUBMISSION

Thank you sincerely for the opportunity to have this submission presented to Cue Parliament today.

My name is Lara Jensen and I represent 12 families nationally who have lost loved ones as a result of collisions with trains at passive level crossings and who are together campaigning for improvements to train lighting and passive level crossing safety.

Of the almost 24,000 level crossings around Australia, 80 percent of them are passive, which means they are only protected by Stop or Give Way signs. In WA alone, there are still 509 passive level crossings on operational lines, of these 401 are fitted with Stop Signs, the remaining 108 with Give Way Signs.

On average there are around 14 level crossing crashes and 200 near misses around Australia each year. In the 2020-2021 financial year alone, research compiled by the Office of the Rail Safety National Regulator (ONRSR) showed there were 34 level crossing collisions with vehicles resulting in four fatalities and four serious injuries.

Coupled with the lack of safety lighting on locomotives and rolling stock in the regions, passive level crossings represent serious dangers to regional motorists and have for decades claimed many lives or have been the location of serious, life-threatening injuries.

Recommendations for enhanced train visibility and improved passive level crossing safety measures have been made by three State Coroners (WA, NSW and Victoria) following high profile crashes over several decades. All have been completely ignored as well as the safety recommendations from numerous committees and inquiries into passive level crossing accidents and consequently, our families have legitimate reason for our cynicism when it comes to the complete lack of action taken by rail companies and rail infrastructure managers historically.

As a result of our concerted lobbying efforts in recent months, Barnaby Joyce directed the Office of the Rail Safety National Regulator (ORSNR) to commission a 'Freight Train Visibility Review' in October last year that was carried out by the Australasian Centre for Rail Innovation (ACRI) and was released in February this year.

The ACRI report made it clear that conspicuity on the front of trains needs to be improved with flashing lights (rotating beacons), the use of more than one colour, outline lighting and a unique signature. Conspicuity on the side of trains was also identified as needing improvement in addition to other facets of level crossing safety, including low-cost solar powered warning systems at passive level crossings.

However, despite these report recommendations, to our complete disappointment, the Freight Train Visibility Review called for more trials complete with all the research limitations they represent.

Based on our past experience, we know that trials have allowed the rail industry to use these research limitations as an excuse to do nothing or simply propose yet more research.

In addition, our families are particularly concerned by the fact that the current Rail Industry Safety and Standards Board (RISSB) Standard AS531 Lighting and Visibility, sets out only a minimal requirement for train conspicuity. Specific standards are not prescribed under the Rail Safety National Law, and the onus is on the rail transport operator to eliminate a safety risk "so far as is reasonably practicable" (SFAIRP). This standard is vague at best. At the same time, there has been little interest in improving rail safety from regulatory bodies, despite accidents continuing to take place.

We believe is time for rail companies to accept that they operate businesses that create serious risks and that they have a responsibility to mitigate these risks by doing all they can to ensure their locomotives and rolling stock are clearly illuminated at all times for rural road users. Fitting auxiliary lighting to locomotives (hazard lighting, side and front lighting) is a trivial expense for rail companies when you consider significant profit made by the rail industry, the enormous economic cost of rail deaths and trauma, the incredible toll on emergency services and first responders, injuries requiring hospitalisation – not to mention the immeasurable human cost of these tragedies – the lives cut short of severely diminished.

It is time that rail companies complied with the same safety regulations that govern the road transport, aviation and maritime industries so that the risk of future fatalities is minimised



Since the commencement of our national campaign in June last year, our 12 families have secured the public support of WA Nationals leader Mia Davies and Moore MLA and Shadow Transport Minister Shane Love in addition to the Country Women's Association of WA, WAFarmers, Western Roads Federation and the Pastoralists and Graziers Association of WA who are all supporting our case for change.

Murchison Country Zone Recommendation

Recommend that WALGA lobby the State and Federal Governments to immediately introduce legislation through the Rail Safety National Law to improve safety lighting on trains and low-cost solar powered warning systems at passive level crossings.

“Yarramony Lights”

- ✓ **Front & side outline**
- ✓ **Dual colour** ensures contrast in all conditions
- ✓ **Flash** side to side (lower) and rotating beacon (top) catches attention
- ✓ **Multiple lights** ensures more than one light at a or redundancy in failure
- ✓ **Approximates movement** dual side to side flash
- ✓ **Contrast** with black backboard
- ✓ **Unique signature** unlike any other road or rail vehicle or equipment
- ✓ **Side lights and reflectors on wagons**



22nd March 2022

PRESS RELEASE - YARRAMONY LIGHTS

Background:

My name is Lara Jensen, and I along with Annemaree Jensen and Merrilea Broad, represent 12 families across Australia who have all had family members killed as a result of collisions with freight/passenger trains at passive level crossings in regional WA, NSW and Victoria.

I wrote to Deputy Prime Minister and Federal Transport Minister, Barnaby Joyce on behalf of our families in June last year calling for an immediate commitment to improved train lighting and increased safety measures at all passive level crossings Australia wide.

Since the commencement of our national campaign in June last year, our 12 families have secured the public support of WA Nationals leader Mia Davies and Moore MLA and Shadow Transport Minister Shane Love in addition to the Country Women's Association of WA, WAFarmers, Western Roads Federation and the Pastoralists and Graziers Association of WA who are all supporting our case for change.

As a result of our concerted lobbying efforts in recent months, Barnaby Joyce directed the Office of the Rail Safety National Regulator (ORSNR) to commission a 'Freight Train Visibility Review' in October last year that was carried out by the Australasian Centre for Rail Innovation (ACRI) and was released in February this year.

To our complete disappointment, the Freight Train Visibility Review called for more trials complete with all the research limitations they represent, including elements such as range, location, scope, sample bias, scope methodology and statistical power. Furthermore, based on our past experience, we know that trials have allowed the rail industry to use these research limitations as an excuse to do nothing or simply propose yet more research.

Our families have already seen countless reviews, reports and trials over decades regurgitating the same content – none of which have achieved any significant safety improvements to train visibility or passive level crossing safety.

Of particular concern to our families is the fact that the current Rail Industry Safety and Standards Board (RISSB) Standard AS531 Lighting and Visibility, sets out only a minimal requirement for train conspicuity. Specific standards are not prescribed under the Rail Safety National Law, and the onus is on the rail transport operator to eliminate a safety risk "so far as is reasonably practicable" (SFAIRP).

This standard is vague at best. At the same time, there has been little interest in improving rail safety from regulatory bodies, despite accidents continuing to take place.

Our families have legitimate reason for our cynicism when it comes to the complete lack of action taken by rail companies historically. We all had to look on in complete despair when the recommendations of three State Coroners (WA, NSW, and Victoria) following high-profile crashes over several decades were completely ignored, as well as the recommendations from numerous inquiries and committees into passive level crossing accidents.

“Yarramony Lights” Concept

In February 2022, our families and adjunct professor and eminent rail safety expert Dr Brett Hughes developed a concept of greatly improved train lights that we called “Yarramony Lights” after the 2000 crash at the Yarramony Level Crossing near Jennacubbine that claimed three young lives (three family members of three WA families represented in our group).

Dr Hughes has 40 years of experience in professional engineering, transport planning, policy and research and for the past 20 years has been involved in Train Lighting and Conspicuity (TLC) issues for road-railway level crossings in Government, nationally and in the railway industry. Dr Hughes's comprehensive experience, incredible knowledge and expertise in this field means he is the most well-credentialed researcher to advise our families on this issue.

Please find all information on the “Yarramony Lights” concept designed by Dr Brett Hughes attached in the “Level Crossing Safety Handout Concept” as well as a page of links to media stories on this issue.

Please see below quotes that can be attributed to Dr Brett Hughes:

“The ONRSR/ACRI Report makes it clear what the requirements for train lighting are. So, we designed an example of how train lights could be improved, called “Yarramony Lights”, after the 2000 crash in WA, with the families' permission.”

“The ACRI report makes it clear, conspicuity on the front of trains needs to be improved with flashing lights (rotating beacons), more than one colour, outline lighting and a unique signature. Conspicuity on the side of trains also needs to be improved as well as other facets of level crossing safety, including low-cost warning systems at level crossings.”

“Instead of excuses and problems, railways should be looking for solutions like this. Their problem now is that it can be demonstrated that they could be operating safer, so they may be held legally accountable in some future crash. The “Yarramony Lights” concept is an example of lighting that meets the requirements of the ACRI Report released this year.”

“Over the past 20 years, railways told me that they couldn't improve the lighting, because it wasn't proven, it was too expensive, it wasn't ‘failsafe’ (even though nothing is), it was too large and it was too heavy. However, over recent years, almost all these limitations have been dramatically reduced with modern technology especially LED lights, cheaper electronics, advanced batteries and more efficient solar charging. If the limitations of the past were valid then, they are significantly less valid now. The threshold of what is “Reasonably Practicable” has shifted. So, *railways must now shift their practice to the current level of what is “Reasonably Practicable.”*

END QUOTE

For further information please contact:

Brett Hughes on 0477 346 814 or email P7Safety@gmail.com

Merrilea Broad on 0438 759 959 or email melrosestation@bigpond.com

Lara Jensen on 0429 386 182 or email wondinongpastoral@gmail.com

Annemaree Jensen on 0439 923 976 or email amojensen@gmail.com

Links to media articles, radio interviews and podcasts on this issue:

<https://omny.fm/shows/rural-focus/crash-families-call-for-action-on-train-lighting>

<https://www.triplem.com.au/shows/rural-focus/catch-up/1df18e31-39f3-47c5-b04e-ae4b002b9277>

<https://www.triplem.com.au/shows/rural-focus/catch-up/1df18e31-39f3-47c5-b04e-ae4b002b9277?fbclid=IwAR02nK11HYb273MZ9XZfoLaKHxu5s5XsKgfbJ3fAmqZOEtlr5wb1lyHoEO>

https://aboutregional.com.au/candlelight-vigil-in-support-of-maddie-and-her-rail-safety-campaign/?utm_medium=facebook&utm_source=ar&fbclid=IwAROSXEEUzvc2SWfb3g59xS3WsmQkwuPbH1sOL4Y90MS6QAoOBj1JT2Zs4_8

https://www.abc.net.au/radio/programs/wa-country-hour/wa-country-hour/13751728?fbclid=IwAR0ac4FDZEHTz-BINXkhuvnFN4iyaiQJYAPK7hyiar7rZCTaAW7AZJy_Arw

<https://www.countryman.com.au/countryman/families-pushing-for-train-lighting-legislation-frustrated-after-rail-safety-review-recommends-more-trials--c-5566706?fbclid=IwAROfYQwqh4jyYB8Xlw5npq9BMrKaljfnUzmiEHJHtf3gPFQIGAg9uJgTgSw>

<https://www.facebook.com/prime7newswagga/posts/4815799518455423>

https://fb.watch/b9WLcg_Mma/

<https://www.abc.net.au/news/2022-02-09/review-into-train-level-crossing-lighting/100814916>

<https://www.abc.net.au/7.30/families-campaign-for-safer-rail-crossings/13632072>

https://www.abc.net.au/news/2021-11-16/families-want-improved-safety-at-railway-crossings-after-deaths/100622366?utm_campaign=abc_news_web&utm_content=link&utm_medium=content_share_d&utm_source=abc_news_web

https://www.abc.net.au/news/2021-10-24/farmers-and-rail-crash-tragedies/100549340?utm_campaign=abc_news_web&utm_content=link&utm_medium=content_shared&utm_source=abc_news_web

https://www.abc.net.au/news/2021-07-05/rail-safety-warning-lights-triple-fatal-crash/100257238?utm_campaign=abc_news_web&utm_content=link&utm_medium=content_shared&utm_source=abc_news_web

<https://www.abc.net.au/landline/rail-safety-fight-families-campaign-for-safer/13601114>

<https://mail.google.com/mail/u/1?ui=2&ik=6cc9377745&attid=0.1&permmsgid=msg-f:1723522067569786509&th=17eb2e30580b3e8d&view=att&disp=safe>

https://www.countryman.com.au/countryman/news/family-critical-of-regional-signage-review-ng-b882051944z?utm_campaign=share-icons&utm_source=clipboard&utm_medium=clipboard&tid=1647849510414


The ACRI Report describes how locomotive lighting can be improved. The requirements are:

- More than one colour,
- Flashing lighting facing forwards,
- Rotating beacons on the top of locomotives
- Illumination at all times, including allowing for redundancy,
- Contrast with the train, sky and other surroundings in all conditions,
- Outline lighting, and
- A unique signature.


This locomotive lighting needs to be complemented with high visibility wagons including side lighting and high quality reflectors.

All equipment must be well maintained at all times.

“Yarramony Lights”



- ✓ **Front & side outline**
- ✓ **Dual colour** ensures contrast in all conditions
- ✓ **Flash** side to side (lower) and rotating beacon (top) catches attention
- ✓ **Multiple lights** ensures more than one light at a time or redundancy in failure
- ✓ **Approximates movement** dual side to side flash
- ✓ **Contrast** with black backboard
- ✓ **Unique signature** unlike any other road or rail vehicle or equipment
- ✓ **Side lights and reflectors on wagons**



With kind assistance from and respect to the Broad, Jensen and Smith families
© Brett Hughes – P7Safety

For further information please contact

Merrilea Broad 0438 759 959
Lara Jensen 0429 386 182
Brett Hughes 0477 346 814

Melrosestation@bigpond.com
Wondinongpastoral@gmail.com
P7Safety@gmail.com

Level Crossing Safety Train Lighting and Conspicuity

FACTS

- Regional and interstate freight trains weigh around 3,000 to 10,000 Tonnes.
- It takes over a kilometre for a train to stop.
- There are over 23,700 level crossings around Australia.
- About 80% of level crossings have no active protection, only being controlled by STOP or GIVE WAY signs.
- There are about 14 level crossing crashes and over 200 near-misses each year around Australia.

Background

Following several high profile crashes over more than 25 years, Coroners and other investigators have made recommendations for many changes to improve level crossing safety. Many of these aim to improve the ability of road drivers to see a train so they can take appropriate safe action.

The conspicuity of a train is complex and depends on many factors including surroundings, train lighting, background light, train light intensity, contrast and colour, road approach geometry and vegetation.

Large and heavy road vehicles are required to have flashing lights and outline lights in addition to normal truck lighting. Despite being massively larger than the heaviest road vehicles, trains are not required to have the same level of lighting.

There have been numerous trials into improving train conspicuity over many years. However train lighting and conspicuity has hardly changed over the last 20 years and longer.

Current Situation

In February 2022, the Australasian Centre for Rail Innovation (ACRI) released the report "*Freight Train Visibility*, which investigated opportunities and made recommendations for improvements. It states: "*there is a significant opportunity to improve the level of safety at level crossings should improvements to daylight conspicuity be achieved*". This report makes it clear how train lighting can be improved.

What Needs to be Done

Both regional passenger and freight trains need to have installed:

On locomotives:

- Flashing lights, including rotating beacons on the top
- Outline lighting
- Side lighting

An example of these is illustrated overleaf.

On wagons:

- Side lighting
- Upgraded reflectors

Other complementary measures are also required including:

- Railways should develop and apply low cost warning devices at level crossings.
- The Office of the National Rail Safety Regulator (ONRSR) must monitor and report on progress and specifically the deployment of new lighting and infrastructure.
- Level crossings should be given a higher profile in road safety training and awareness programs.

**We know how to improve train visibility,
so railways just need to get on and do it!**

This initiative is proudly supported by the following organisations in the interests of regional safety



WAFARMERS



While the use of ditch lights is clearly an improvement, from the point of view of making trains more visible from a distance, it is my view that some form of auxiliary lighting should be fitted high up on all locomotives.

I recommend that immediate action be taken to identify which form of external auxiliary lighting device could be fitted relatively high up on locomotives which would provide an effective warning to motor vehicle drivers without causing problems for locomotive drivers and that form of lighting be fitted as soon as practicable to all locomotives. Such lighting should be in addition to, and not as an alternative for, ditch lighting. It would clearly be preferable if some form of flashing light could be used, which could be switched on as locomotives approach railway crossings at the same time when the siren is sounded, as flashing lights are becoming the accepted indicator of a significant hazard on the roads. On the information provided to the Inquest, it appears likely that strobe lights would be most effective for this purpose.


STATE CORONER

12 October, 2001



SHIRE OF YALGOO
FOR THE PERIOD ENDED 31 MARCH 2022

TABLE OF CONTENTS

STATEMENT OF COMPREHENSIVE INCOME

FINANCIAL ACTIVITY STATEMENT

STATEMENT OF NET CURRENT ASSETS

STATEMENT OF FINANCIAL POSITION

DETAILED OPERATING AND NON OPERATING STATEMENT

SUPPLEMENTARY INFORMATION

-RESERVE FUNDS

-LOAN SCHEDULE

SHIRE OF YALGOO
STATEMENT OF COMPREHENSIVE INCOME
FOR THE PERIOD ENDED 31 MARCH 2022

	2021-22 ANNUAL BUDGET	2021-22 JULY - MARCH BUDGET	2021-22 JULY - MARCH ACTUAL
EXPENDITURE	\$	\$	\$
General Purpose Funding	(205,361)	(142,058)	(113,572)
Governance	(503,337)	(377,502)	(286,587)
Law, Order, Public Safety	(196,748)	(147,561)	(135,739)
Health	(116,178)	(87,134)	(63,389)
Education and Welfare	(20,912)	(15,684)	(3,698)
Housing	(337,611)	(255,528)	(239,745)
Community Amenities	(255,117)	(191,640)	(117,881)
Recreation and Culture	(1,055,547)	(791,660)	(610,355)
Transport	(5,403,456)	(4,052,592)	(1,691,142)
Economic Services	(891,336)	(668,502)	(638,355)
Other Property and Services	(14,128)	(10,596)	(117,925)
	(8,999,731)	(6,740,456)	(4,018,388)
FINANCE COSTS			
Housing	(9,278)	(4,639)	(5,173)
Community Amenities	(1,709)	(855)	(1,709)
	(10,987)	(5,494)	(6,882)
<i>Total Expenditure</i>	(9,010,718)	(6,745,950)	(4,025,270)
REVENUE			
General Purpose Funding	3,837,793	3,832,993	3,288,970
Governance	0	0	0
Law, Order, Public Safety	29,100	29,100	27,556
Health	16,028	450	0
Education and Welfare	11,348	0	0
Housing	17,500	13,125	6,900
Community Amenities	34,625	14,750	16,371
Recreation and Culture	4,800	303,800	11,454
Transport	5,303,319	5,651,819	776,518
Economic Services	282,095	139,510	171,277
Other Property & Services	34,000	32,625	145,939
	9,570,608	10,018,172	4,444,985
PROFIT (LOSS) ON DISPOSAL OF ASSETS			
Plant and Equipment	60,650	60,650	76,590
Land and Buildings	0	0	0
<i>Gain (Loss) on Disposal</i>	60,650	60,650	76,590
NON - OPERATING GRANTS,SUBS,CONTRIB			
General Purpose Funding	1,190,651	1,190,651	0
Recreation and Culture	300,000	0	0
Transport	697,000	348,500	127,625
Economic Services	0	0	0
<i>Total Non - Operating</i>	2,187,651	1,539,151	127,625
<i>Total Revenue</i>	11,818,909	11,617,973	4,649,200
<i>Net Result</i>	2,808,191	4,872,024	623,930
<i>Total Comprehensive Income</i>	2,808,191	4,872,024	623,930

SHIRE OF YALGOO
FINANCIAL ACTIVITY STATEMENT
FOR THE PERIOD ENDED 31 MARCH 2022

	2021-22	2021-22	2021-22	2021-22		2021-22	COMMENTS
	ANNUAL	JULY- MARCH	JULY- MARCH	VARIANCE		VARIANCE	
	BUDGET	BUDGET	ACTUAL	FAVOURABLE	UNFAVOURABLE	PERCENTAGE	
OPERATING REVENUE	\$	\$	\$	\$	\$	%	
General Purpose Funding	5,028,444	5,023,644	3,288,970		(1,734,674)	-34.53%	Less rates levied ,LRCI and FAG grants not yet received
Governance	0	0	0				
Law, Order Public Safety	29,100	29,100	27,556		(1,544)	-5.31%	Minor variance
Health	16,028	450	0		(450)	-100.00%	Minor variance
Education and Welfare	11,348	0	0				
Housing	17,500	13,125	6,900		(6,225)	-47.43%	Less staff rental fees received
Community Amenities	34,625	14,750	16,371	1,621		10.99%	Minor variance
Recreation and Culture	304,800	303,800	11,454		(292,346)	-96.23%	Grant from Lotterywest yet to be applied for
Transport	6,000,319	6,000,319	904,143		(5,096,176)	-84.93%	Less road agreement income Mt Gibson Shine DFES grant assessed for flood damage repair not yet received along with RRRG and R2R grants
Economic Services	282,095	139,510	171,277	31,767		22.77%	Additional income caravan park and less contributions to emu cup event
Other Property and Services	34,000	32,625	145,939	113,314		347.32%	Additional compensation reimbursements, rental income from pipeline material storage
	\$11,758,259	\$11,557,323	\$4,572,610	\$146,702	(\$7,131,415)		
LESS OPERATING EXPENDITURE							
General Purpose Funding	(205,361)	(142,058)	(113,572)	28,486		20.05%	Less admin. allocation and additional debt collection costs
Governance	(503,337)	(377,502)	(286,587)	90,914		24.08%	Less admin. allocation and consultancy expenses and additional expenditure subscriptions and conferences
Law, Order, Public Safety	(196,748)	(147,561)	(135,739)	11,822		8.01%	Less admin. allocation, CESH contributions and additional fire vehicle expenses
Health	(116,178)	(87,134)	(63,389)	23,745		27.25%	Less admin. allocation , EHO consulting fees and health centre mtce
Education and Welfare	(20,912)	(15,684)	(3,698)	11,986		76.42%	Less admin. Allocation and local drug action group expenses
Housing	(346,889)	(260,167)	(244,918)	15,249		5.86%	Less admin. allocation and staff housing maintenance expenses
Community Amenities	(256,826)	(192,495)	(119,590)	72,905		37.87%	Less mtce expenditure on public conveniences ,rubbish collection and revitalisation grant not yet expended

SHIRE OF YALGOO
FINANCIAL ACTIVITY STATEMENT
FOR THE PERIOD ENDED 31 MARCH 2022

	2021-22	2021-22	2021-22	2021-22		2021-22	COMMENTS
	ANNUAL	JULY- MARCH	JULY- MARCH	VARIANCE		VARIANCE	
	BUDGET	BUDGET	ACTUAL	FAVOURABLE	UNFAVOURABLE	PERCENTAGE	
Recreation and Culture	(1,055,547)	(791,660)	(610,355)	181,305		22.90%	Additional mtce expenditure on community oval and pavilion and community hub and less mtce expenditure on old railway station grounds, less admin. allocation and Heritage / Tourism Masterplan not Less expenditure on rural roads and town streets and flood damage works.
Transport	(5,403,456)	(4,052,592)	(1,691,142)	2,361,450		58.27%	
Economic Services	(891,336)	(668,502)	(638,355)	30,147		4.51%	
Other Property & Services	(14,128)	(10,596)	(117,925)		(107,329)	-1012.92%	
	(\$9,010,718)	(\$6,745,950)	(\$4,025,270)	\$2,828,008	(\$107,329)		
<i>Increase(Decrease)</i>	\$2,747,541	\$4,811,374	\$547,340	\$2,974,710	(\$7,238,744)		
ADD							
Movement in current portion of loan borrowings	0	0	0	0			
Movement in Non - Current Provisions	0	0	0	0			
Movement in Accrued Salary and Wages	0	0	0	0			
Movement in Accrued Interest on Debentures	0	0	0	0			
Profit/ Loss on the disposal of assets	60,650	60,650	76,590	15,940		26.28%	Additional proceeds from the sale or trade in of motor vehicles
Depreciation Written Back	1,344,849	1,008,637	1,008,637	0			
Book Value of Assets Sold Written Back	342,350	342,350	0		(342,350)	-100.00%	
	\$1,747,849	\$1,411,637	\$1,085,227	\$15,940	(\$342,350)		
<i>Sub Total</i>	\$4,495,390	\$6,223,010	\$1,632,567	\$2,990,651	(\$7,581,094)		
LESS CAPITAL PROGRAMME	\$	\$	\$				
Purchase Tools	0	0	0				
Purchase Land & Buildings	(1,649,220)	(678,220)	(307,983)	370,237		54.59%	Refer to capital works programme report attached
Infrastructure Assets - Roads	(1,700,000)	(1,700,000)	(689,467)	1,010,533		59.44%	Refer to capital works programme report attached
Infrastructure Assets - Recreation Facilities	(88,000)	(40,000)	(4,545)	35,455		88.64%	Refer to capital works programme report attached
Infrastructure Assets - Other	(135,000)	0	(16,348)		(16,348)	-100.00%	Refer to capital works programme report attached
Purchase Plant and Equipment	(926,600)	(926,600)	(206,262)	720,338		77.74%	Refer to capital works programme report attached
Purchase Furniture and Equipment	(187,500)	(78,000)	(93,468)		(15,468)	-19.83%	Refer to capital works programme report attached
Repayment of Debt - Loan Principal	(105,420)	(52,710)	(56,842)		(4,132)	-7.84%	Minor variance

SHIRE OF YALGOO
FINANCIAL ACTIVITY STATEMENT
FOR THE PERIOD ENDED 31 MARCH 2022

	2021-22	2021-22	2021-22	2021-22		2021-22	COMMENTS
	ANNUAL	JULY- MARCH	JULY- MARCH	VARIANCE		VARIANCE	
	BUDGET	BUDGET	ACTUAL	FAVOURABLE	UNFAVOURABLE	PERCENTAGE	
Transfer to Reserves	(2,753,206)	0	(3,360)		(3,360)	-100.00%	Transfer to reserves interest received to January 2022 on term deposits
ABNORMAL ITEMS	(\$7,544,946)	(\$3,475,530)	(\$1,378,275)	\$2,136,563	(\$39,308)		
			(1)				
	(\$7,544,946)	(\$3,475,530)	(\$1,378,276)	\$2,136,563	(\$39,308)		
<i>Sub Total</i>	(\$3,049,556)	\$2,747,480	\$254,291	\$5,127,214	(\$7,620,403)		
LESS FUNDING FROM							
Reserves	0	0	0				The 2020-21 audit not yet finalised unable to confirm surplus
Loans Raised	0	0	0				
Opening Funds	3,049,556	3,049,556	3,049,556				
Closing Funds	0	0	0				
	\$3,049,556	\$3,049,556	\$3,049,556	\$0	\$0		
NET SURPLUS (DEFICIT)	\$0	\$5,797,036	\$3,303,847	\$5,127,214	(\$7,620,404)		

SHIRE OF YALGOO
SUMMARY OF CURRENT ASSETS AND LIABILITIES
FOR THE PERIOD ENDED 31 MARCH 2022

CURRENT ASSET	ACTUAL
	\$
Cash at Bank	
- Cash Advance	200.00
- Cash at Bank	2,846,462.00
- Investments Unrestricted	0.00
- Investments Reserves	2,106,276.00
Sundry Debtors General	981,034.00
Stock on Hand	11,357.00
Other Assets	0.00
	5,945,329.00
LESS CURRENT LIABILITIES	
	ACTUAL
Sundry Creditors	552,390.00
Interest Bearing Loans and Borrowings	48,578.00
Provisions for Annual and Long Service Leave	172,206.00
	773,174.00
Adjustments	
Less Cash Backed Reserves	2,106,276.00
Plus Interest Bearing Loans and Borrowings	48,578.00
Plus Provision for Annual and Long Service Leave	172,206.00
Plus Accrued Salaries and Wages	16,394.31
Plus Interest on Debentures	789.96
SURPLUS OF CURRENT ASSETS OVER CURRENT LIABILITIES	\$ 3,303,847.27

SHIRE OF YALGOO
STATEMENT OF FINANCIAL POSITION
AS AT 31 MARCH 2022

This section analyses the movements in assets, liabilities and equity between 2020/21 and 2021/22.

	Actual 2020-21 \$	Actual 2021-22 \$	Variance \$
Current assets			
Cash and cash equivalents	5,091,873	4,952,938	-138,935
Trade and other receivables	794,399	981,034	186,635
Inventories	0	11,357	11,357
Other assets	0	0	0
Total current assets	5,886,272	5,945,329	59,057
Non-current assets			
Other Financial Assets	17,805	17,805	0
Property, plant and equipment	11,115,369	11,008,967	-106,402
Infrastructure	75,098,560	75,514,398	415,838
Total non-current assets	86,231,734	86,541,170	309,436
Total assets	92,118,006	92,486,499	368,493
Current liabilities			
Trade and other payables	750,985	552,390	198,595
Interest-bearing loans and borrowings	105,420	48,578	56,842
Provisions	172,206	172,206	0
Total current liabilities	1,028,611	773,174	255,437
Non-current liabilities			
Interest-bearing loans and borrowings	128,910	128,910	0
Provisions	55,163	55,163	0
Total non-current liabilities	184,073	184,073	0
Total liabilities	1,212,684	957,247	255,437
Net assets	90,905,322	91,529,252	623,930
Equity			
Accumulated surplus	33,589,374	33,586,014	-3,360
Change in net assets resulting from operations	0	623,930	623,930
Asset revaluation reserve	55,213,032	55,213,032	0
Other reserves	2,102,916	2,106,276	3,360
Total equity	90,905,322	91,529,252	623,930

**SHIRE OF YALGOO
RESERVE FUNDS
FOR THE PERIOD ENDING 31 MARCH 2022**

<u>Leave Reserve</u> 0101017056	O/BALANCE 01-07-21	BUDGET 2021-22	ACTUALS 2021-22 YTD
	\$	\$	\$
Opening Balance	49,654.82	49,655	49,654.82
Plus Transfer from Accumulated Surplus			
-Other	0.00	0	0.00
- Interest Received	0.00	142	79.35
Less Transfer to Accumulated Surplus			
-Other	0.00	0	0.00
CLOSING BALANCE	49,654.82	49,797	49,734.17

Purpose - To be used to fund annual and long service leave requirements.

<u>Plant Reserve</u> 0101017059	O/BALANCE 01-07-21	BUDGET 2021-22	ACTUALS 2021-22 YTD
	\$	\$	\$
Opening Balance	61,449.12	61,449	61,449.12
Plus Transfer from Accumulated Surplus			
-Other -	0.00	237,167	0
- Interest Received	0.00	175	98.19
Less Transfer to Accumulated Surplus			
-Other	0.00	0	0
CLOSING BALANCE	61,449.12	298,791	61,547.31

Purpose - To be used for the purchase of major plant.

<u>Building Reserve</u> 0101017060	O/BALANCE 01-07-21	BUDGET 2021-22	ACTUALS 2021-22 YTD
	\$	\$	\$
Opening Balance	163,521.93	163,522	163,521.93
Plus Transfer from Accumulated Surplus			
- Interest Received	0.00	467	261.28
Less Transfer to Accumulated Surplus			
-Other	0.00	0	0
CLOSING BALANCE	163,521.93	163,989	163,783.21

Purpose - To be used for the replacement of council properties including housing and other properties.

<u>Yalgoo Ninghan Road Reserve</u> 0101017058	O/BALANCE 01-07-21	BUDGET 2021-22	ACTUALS 2021-22 YTD
	\$	\$	\$
Opening Balance	853,973.33	853,973	853,973.33
Plus Transfer from Accumulated Surplus			
-Other unspent contribution MMG	0.00	2,482,650	0.00
- Interest Received	0.00	2,437	1,364.32
Less Transfer to Accumulated Surplus			
-Other Recoup of Expenditure Road Mtce MMG	0.00	0	0.00
CLOSING BALANCE	853,973.33	3,339,060	855,337.65

Purpose - To be used to maintain the sealed Yalgoo Ninghan Road.

**SHIRE OF YALGOO
RESERVE FUNDS
FOR THE PERIOD ENDING 31 MARCH 2022**

<u>Sports Complex Reserve</u>	0101017061	O/BALANCE 01-07-21	BUDGET 2021-22	ACTUALS 2021-22 YTD
		\$	\$	\$
Opening Balance		96,538.39	96,538	96,538.39
Plus Transfer from Accumulated Surplus				
-Other		0.00	0	0.00
- Interest Received		0.00	275	154.13
Less Transfer to Accumulated Surplus				
-Other		0.00	0	0.00
CLOSING BALANCE		96,538.39	96,813	96,692.52

Purpose - For the development of new recreational facilities.

<u>Housing Maintenance Reserve</u>	0101017050	O/BALANCE 01-07-21	BUDGET 2021-22	ACTUALS 2021-22 YTD
		\$	\$	\$
Opening Balance		124,210.14	124,210	124,210.14
Plus Transfer from Accumulated Surplus				
-Other		0.00	0	0.00
- Interest Received		0.00	354	198.30
Less Transfer to Accumulated Surplus				
-Other		0.00	0	0.00
CLOSING BALANCE		124,210.14	124,564	124,408.44

Purpose - For the maintenance of staff and other housing owned by the Shire.

<u>General Road Reserve</u>	0101017051	O/BALANCE 01-07-21	BUDGET 2021-22	ACTUALS 2021-22 YTD
		\$	\$	\$
Opening Balance		129,800.28	129,800	129,800.28
Plus Transfer from Accumulated Surplus				
-Other		0.00	0	0.00
- Interest Received		0.00	370	207.20
Less Transfer to Accumulated Surplus				
-Other		0.00	0	0.00
CLOSING BALANCE		129,800.28	130,170	130,007.48

Purpose - For the maintenance of grids,etc on roads in the Shire.

<u>Community Amenities Maintenance Reserve</u>	0101017062	O/BALANCE 01-07-21	BUDGET 2021-22	ACTUALS 2021-22 YTD
		\$	\$	\$
Opening Balance		273,709.43	273,709	273,709.43
Plus Transfer from Accumulated Surplus				
-Other		0.00	0	0.00
- Interest Received		0.00	781	436.88
Less Transfer to Accumulated Surplus				
-Other		0.00	0	0.00
CLOSING BALANCE		273,709.43	274,490	274,146.31

Purpose - For the maintenance of community amenities.

**SHIRE OF YALGOO
RESERVE FUNDS
FOR THE PERIOD ENDING 31 MARCH 2022**

<u>HCP Reserve</u>	0101017063	O/BALANCE	BUDGET	ACTUALS
		01-07-21	2021-22	2021-22 YTD
		\$	\$	\$
	Opening Balance	142,866.96	142,867	142,866.96
	Plus Transfer from Accumulated Surplus			
	-Other	0.00	0	0.00
	- Interest Received	0.00	408	227.99
	Less Transfer to Accumulated Surplus			
	-Other	0.00	0	0.00
	CLOSING BALANCE	142,866.96	143,275	143,094.95

Purpose - For future community projects operating expenditure.

<u>Yalgoo Morawa Road Reserve</u>	0101017064	O/BALANCE	BUDGET	ACTUALS
		01-07-21	2021-22	2021-22 YTD
		\$	\$	\$
	Opening Balance	182,160.89	182,161	182,160.89
	Plus Transfer from Accumulated Surplus			
	-Other Deflector Mine	0.00	27,389	0.00
	- Interest Received	0.00	520	290.67
	Less Transfer to Accumulated Surplus			
	-Other	0.00	0	0.00
	CLOSING BALANCE	182,160.89	210,070	182,451.56

Purpose - To be used to maintain the sealed Yalgoo Morawa Road.

<u>Superannuation Back Pay Reserve</u>	0101017052	O/BALANCE	BUDGET	ACTUALS
		01-07-21	2021-22	2021-22 YTD
		\$	\$	\$
	Opening Balance	24.22	24	24.22
	Plus Transfer from Accumulated Surplus			
	-Other	0.00	0	0.00
	- Interest Received	0.00	0	0.04
	Less Transfer to Accumulated Surplus			
	-Other	0.00	0	0.00
	CLOSING BALANCE	24.22	24	24.26

Purpose - For the purpose of paying any superannuation and back pay costs.

<u>Office Equipment Reserve</u>	0101017053	O/BALANCE	BUDGET	ACTUALS
		01-07-21	2021-22	2021-22 YTD
		\$	\$	\$
	Opening Balance	3,651.48	3,651	3,651.48
	Plus Transfer from Accumulated Surplus			
	-Other	0.00	0	0.00
	- Interest Received	0.00	10	5.83
	Less Transfer to Accumulated Surplus			
	-Other	0.00	0	0.00
	CLOSING BALANCE	3,651.48	3,661	3,657.31

Purpose - For the purpose of purchase of new office equipment and tht maintenance of existing equipment.

**SHIRE OF YALGOO
RESERVE FUNDS
FOR THE PERIOD ENDING 31 MARCH 2022**

<u>Natural Disaster Triggerpoint Reserve</u>	0101017054	O/BALANCE	BUDGET	ACTUALS
		01-07-21	2021-22	2021-22 YTD
		\$	\$	\$
Opening Balance		12,906.89	12,907	12,906.89
Plus Transfer from Accumulated Surplus				
-Other		0.00	0	0.00
- Interest Received		0.00	37	20.59
Less Transfer to Accumulated Surplus				
-Other		0.00	0	0.00
CLOSING BALANCE		12,906.89	12,944	12,927.48

Purpose - To be used to fund the Shire mandatory contribution when the Shire receives funding for reparation after natural disaster events.

<u>Emergency Road Repairs Reserve</u>	0101017055	O/BALANCE	BUDGET	ACTUALS
		01-07-21	2021-22	2021-22 YTD
		\$	\$	\$
Opening Balance		8,448.10	8,448	8,448.10
Plus Transfer from Accumulated Surplus				
-Other		0.00	0	0.00
- Interest Received		0.00	24	15.59
Less Transfer to Accumulated Surplus				
-Other		0.00	0	0.00
CLOSING BALANCE		8,448.10	8,472	8,463.69

Purpose - To be used to fund emergency repairs to roads that are damaged by unfunded events (storm damages, vehicular, etc).

Total		2,102,915.98	4,856,122	2,106,276.34
--------------	--	---------------------	------------------	---------------------

**SHIRE OF YALGOO
LOAN SCHEDULE
AS AT 31 MARCH 2022**

Program	Loan No.	Principal	Loans Raised		Interest		Loan Repayment		Principal	Principal
		01.07.2021	Budget 2021-22	Actual 2021-22	Budget 2021-22	Actual 2021-22	Budget 2021-22	Actual 2021-22	31.06.2022 Budget	31.03.2022 Actual
		\$	\$	\$	\$	\$	\$	\$	\$	\$
STAFF HOUSING	53	49,587	0	0	2,940	1,622	18,869	9,280	30,718	40,307
STAFF HOUSING	55	72,349	0	0	4,241	2,297	22,602	11,122	49,747	61,227
STAFF HOUSING	56	82,534	0	0	2,097	1,255	54,606	27,097	27,928	55,437
PUBLIC TOILETS	54	29,860	0	0	1,709	1,709	9,343	9,343	20,517	20,517
		234,330	0	0	10,987	6,882	105,420	56,842	128,910	177,488
PLUS Change in Net Accrual						0				
TOTAL		234,330	0	0	10,987	6,882	105,420	56,842	128,910	177,488

Shire of Yalgoo

Detailed Statement

Details By function Under The Following Programme Titles

And Type Of Activities Within The Programme

	Actual 2021-22		Adopted Budget 2021-22		Adopted Budget 2021-22	
	JULY- MAR 2022 YTD		JULY- MAR 2022 YTD			
	Income	Expenditure	Income	Expenditure	Income	Expenditure
Proceeds Sale of Assets						
1201011995 -Profit on Sale of Assets	(\$76,364)	\$0	\$0	\$0	\$0	\$0
1405011995 · Profit on Sale of Assets	(\$227)	\$0	\$0	\$0	\$0	\$0
1404011995 · Profit on Sale of Assets	\$0	\$0	\$0	\$0	\$0	\$0
000000 CONTRA	\$76,591	\$0	\$0	\$0	\$0	\$0
00000 Proceeds Sale of Assets - Laptop Computer	(\$227)	\$0	\$0	\$0	\$0	\$0
00000 Proceeds Sale of Assets - Back Hoe	\$0	\$0	\$0	\$0	\$0	\$0
00000 Proceeds Sale of Assets - Cab Dual Truck	\$0	\$0	\$0	\$0	\$0	\$0
00000 Proceeds Sale of Assets - Cat Prime Mover	\$0	\$0	(\$130,000)	\$0	(\$130,000)	\$0
00000 Proceeds Sale of Assets - Motor Vehicle Works Parks YA827	\$0	\$0	\$0	\$0	\$0	\$0
00000 Proceeds Sale of Assets - Kubota	\$0	\$0	(\$5,000)	\$0	(\$5,000)	\$0
00000 Proceeds Sale of Assets - Motor Vehicle Fortunner	(\$38,636)	\$0	(\$42,000)	\$0	(\$42,000)	\$0
00000 Proceeds Sale of Assets - Motor Vehicle Fortunner	(\$37,727)	\$0	(\$41,000)	\$0	(\$41,000)	\$0
00000 Proceeds Sale of Assets - Motor Vehicle CEO	\$0	\$0	(\$55,000)	\$0	(\$55,000)	\$0
00000 Proceeds Sale of Assets - Community Bus	\$0	\$0	\$0	\$0	\$0	\$0
00000 Proceeds Sale of Assets - Grader	\$0	\$0	\$0	\$0	\$0	\$0
00000 Proceeds Sale of Assets - Trailer Tandum Axle	\$0	\$0	\$0	\$0	\$0	\$0
00000 Proceeds Sale of Assets -Bomag BW24R	\$0	\$0	\$0	\$0	\$0	\$0
00000 Proceeds Sale of Assets - Motor Vehicle Works Foreman Ute YA899	\$0	\$0	\$0	\$0	\$0	\$0
00000 Proceeds Sale of Assets - Truck Works	\$0	\$0	\$0	\$0	\$0	\$0
00000 Proceeds Sale of Assets - Truck Parks YA329	\$0	\$0	\$0	\$0	\$0	\$0
00000 Proceeds Insurance Claim - YA827 note purchased 2015-16	\$0	\$0	\$0	\$0	\$0	\$0
00000 Proceeds Sale of Assets - Ride on Mower	\$0	\$0	\$0	\$0	\$0	\$0
00000 Proceeds Sale of Assets - Trailer Side Tipper	\$0	\$0	(\$80,000)	\$0	(\$80,000)	\$0
00000 Proceeds Sale of Assets - Toad Sweeper	\$0	\$0	\$0	\$0	\$0	\$0
00000 Proceeds Sale of Assets - Forklift	\$0	\$0	(\$25,000)	\$0	(\$25,000)	\$0
00000 Proceeds Sale of Assets -Skidsteer	\$0	\$0	(\$25,000)	\$0	(\$25,000)	\$0
	(\$76,590)	\$0	(\$403,000)	\$0	(\$403,000)	\$0
Written Down Value						
00000 Written Down Value - Prado	\$0	\$0	\$0	\$46,750	\$0	\$46,750
00000 Written Down Value - Fortuner	\$0	\$0	\$0	\$34,850	\$0	\$34,850
00000 Written Down Value - Fortuner	\$0	\$0	\$0	\$35,700	\$0	\$35,700
00000 Written Down Value - Kubota	\$0	\$0	\$0	\$4,250	\$0	\$4,250
00000 Written Down Value - Side Tipper Trailers	\$0	\$0	\$0	\$68,000	\$0	\$68,000
00000 Written Down Value - Forklift	\$0	\$0	\$0	\$21,250	\$0	\$21,250
00000 Written Down Value - Skidsteer	\$0	\$0	\$0	\$21,250	\$0	\$21,250
00000 Written Down Value - Cat Prime Mover	\$0	\$0	\$0	\$110,300	\$0	\$110,300
00000 Written Down Value - Toro Mower	\$0	\$0	\$0	\$0	\$0	\$0
00000 Written Down Value - Grader	\$0	\$0	\$0	\$0	\$0	\$0
00000 Written Down Value -Community Bus	\$0	\$0	\$0	\$0	\$0	\$0
00000 Written Down Value - Trailer	\$0	\$0	\$0	\$0	\$0	\$0
00000 Written Down Value - Bomag BW24R	\$0	\$0	\$0	\$0	\$0	\$0
00000 Written Down Value - Works Foreman ute YA899	\$0	\$0	\$0	\$0	\$0	\$0
00000 Written Down Value - Truck Parks YA329	\$0	\$0	\$0	\$0	\$0	\$0
00000 Written Down Value - Truck Tipper	\$0	\$0	\$0	\$0	\$0	\$0
00000 Written Down Value - Concrete Truck	\$0	\$0	\$0	\$0	\$0	\$0
00000 Written Down Value - Batching Plant and Agitator on Trailer	\$0	\$0	\$0	\$0	\$0	\$0
00000 Written Down Value - Boomlift	\$0	\$0	\$0	\$0	\$0	\$0
00000 Written Down Value -Ride on Mower	\$0	\$0	\$0	\$0	\$0	\$0
00000 Written Down Value - YA827 note purchased 2015-16	\$0	\$0	\$0	\$0	\$0	\$0
00000 Written Down Value - 17 Shamrock Street	\$0	\$0	\$0	\$0	\$0	\$0
Sub Total - GAIN/LOSS ON DISPOSAL OF ASSET	(\$76,590)	\$0	(\$403,000)	\$342,350	\$0	\$342,350
Total - GAIN/LOSS ON DISPOSAL OF ASSET	(\$76,590)	\$0	(\$403,000)	\$342,350	(\$403,000)	\$342,350
ABNORMAL ITEMS						
00000 Years Doubtful Debts Provision	\$0	\$0	\$0	\$0	\$0	\$0
00000 Bad Debts Written Off	\$0	\$0	\$0	\$0	\$0	\$0
00000 Prior Years Asset Adjustment -	\$0	\$0	\$0	\$0	\$0	\$0
00000 Prior Years Payment Written Back	\$0	\$0	\$0	\$0	\$0	\$0
Sub Total - ABNORMAL ITEMS	\$0	\$0	\$0	\$0	\$0	\$0
Total - ABNORMAL ITEMS	\$0	\$0	\$0	\$0	\$0	\$0
Total - OPERATING STATEMENT	(\$76,590)	\$0	(\$403,000)	\$342,350	(\$403,000)	\$342,350
GENERAL PURPOSE FUNDING						
RATES						

Shire of Yalgoo

Detailed Statement

Details By function Under The Following Programme Titles

And Type Of Activities Within The Programme

	Actual 2021-22		Adopted Budget 2021-22		Adopted Budget 2021-22	
	JULY- MAR 2022 YTD		JULY- MAR 2022 YTD			
	Income	Expenditure	Income	Expenditure	Income	Expenditure
OPERATING EXPENDITURE						
0000000000 · Early Payment Incentive	\$0	\$1,000	\$0	\$1,000	\$0	\$1,000
0000000000 · Title Searches	\$0	\$0	\$0	\$32	\$0	\$200
0301052645 · Valuation Expenses	\$0	\$3,014	\$0	\$1,600	\$0	\$10,000
0301902540 · Debt Collection Costs	\$0	\$12,918	\$0	\$1,120	\$0	\$7,000
0000000000 · Rates Computer Services	\$0	\$0	\$0	\$0	\$0	\$0
0301052612 · Refunds	\$0	\$486	\$0	\$480	\$0	\$3,000
0000000000 · Other Expenses	\$0	\$0	\$0	\$80	\$0	\$500
0301922505 · Admin Allocation - Rates	\$0	\$64,517	\$0	\$84,767	\$0	\$113,022
0302052505 · Admin Allocation - Other GPF	\$0	\$31,637	\$0	\$52,979	\$0	\$70,639
Sub Total - GENERAL RATES OP/EXP	\$0	\$113,572	\$0	\$142,058	\$0	\$205,361
OPERATING INCOME						
0301051740 · GRV- Townsites Improved	(\$21,765)	\$0	(\$20,103)	\$0	(\$20,103)	\$0
0000000000 · GRV- Mining Infrastructure	(\$726,962)	\$0	(\$774,690)	\$0	(\$774,690)	\$0
0301151720 · UV - Pastoral Rates	(\$63,585)	\$0	(\$65,642)	\$0	(\$65,642)	\$0
0301201710 · UV - Mining Leases	(\$1,396,191)	\$0	(\$1,636,626)	\$0	(\$1,636,626)	\$0
0301251700 · UV - Prospecting	(\$234,508)	\$0	(\$161,352)	\$0	(\$161,352)	\$0
0301451740 · GRV - Minimum (Improved)	\$0	\$0	(\$1,160)	\$0	(\$1,160)	\$0
0301101745 · GRV - Minimum (Vacant)	(\$2,364)	\$0	(\$2,900)	\$0	(\$2,900)	\$0
0310551720 · UV - Minimum (Pastoral)	\$0	\$0	(\$4,350)	\$0	(\$4,350)	\$0
0310601710 · UV - Minimum (Mining)	\$0	\$0	(\$11,310)	\$0	(\$11,310)	\$0
0000000000 · UV - Minimum (Prospecting)	\$0	\$0	(\$22,330)	\$0	(\$22,330)	\$0
0000000000 · UV Interim (Exploration)	\$0	\$0	(\$3,750)	\$0	(\$5,000)	\$0
0301752615 · Rates Written Off & Provision for Doubtful Debts Written Back	\$0	\$0	\$0	\$0	\$0	\$0
0301801125 · Legal Expenses Recovered	(\$1,244)	\$0	\$0	\$0	\$0	\$0
0301401780 · Non Payment Penalty	(\$263)	\$0	(\$3,750)	\$0	(\$5,000)	\$0
0000000000 · FESA Interest	\$0	\$0	\$0	\$0	\$0	\$0
0301951005 · Account Enquiries	\$0	\$0	\$0	\$0	\$0	\$0
0301301770 · Cost of Instalment Option Interest	\$0	\$0	\$0	\$0	\$0	\$0
0301351775 · Cost of Instalment Option Admin Fees	(\$40)	\$0	(\$150)	\$0	(\$200)	\$0
Sub Total - GENERAL RATES OP/INC	(\$2,446,922)	\$0	(\$2,708,113)	\$0	(\$2,710,663)	\$0
Total - GENERAL RATES	(\$2,446,922)	\$113,572	(\$2,708,113)	\$142,058	(\$2,710,663)	\$205,361
OTHER GENERAL PURPOSE FUNDING						
OPERATING EXPENDITURE						
	\$0	\$0	\$0	\$0	\$0	\$0
Sub Total - OTHER GENERAL PURPOSE FUNDING OP/EXP	\$0	\$0	\$0	\$0	\$0	\$0
OPERATING INCOME						
0303051525 · Grants Commission	(\$626,032)	\$0	(\$834,708)	\$0	(\$834,708)	\$0
0303051525 · Local Road Grants	(\$212,566)	\$0	(\$283,422)	\$0	(\$283,422)	\$0
0000000000 · Grants - Local Roads and Community Infrastructure Program (LRCI)	\$0	\$0	(\$1,190,651)	\$0	(\$1,190,651)	\$0
0303051315 · Interest on Invest - Muni	(\$90)	\$0	(\$2,250)	\$0	(\$3,000)	\$0
0303051315 · Interest on Invest - Reserves	(\$3,360)	\$0	(\$4,500)	\$0	(\$6,000)	\$0
0303051315 · Interest on Invest-Other Funds	\$0	\$0	\$0	\$0	\$0	\$0
Sub Total - OTHER GENERAL PURPOSE FUNDING OP/INC	(\$842,048)	\$0	(\$2,315,531)	\$0	(\$2,317,781)	\$0
Total - OTHER GENERAL PURPOSE FUNDING	(\$842,048)	\$0	(\$2,315,531)	\$0	(\$2,317,781)	\$0
Total - GENERAL PURPOSE FUNDING	(\$3,288,970)	\$113,572	(\$5,023,644)	\$142,058	(\$5,028,444)	\$205,361
GOVERNANCE						
MEMBERS OF COUNCIL						
OPERATING EXPENDITURE						
0401012725 · Members Subscriptions	\$0	\$23,737	\$0	\$1,500	\$0	\$2,000
0401012716 · Presidents allowance	\$0	\$8,000	\$0	\$9,000	\$0	\$12,000
0401012717 · Deputy Presidents allowance	\$0	\$2,000	\$0	\$2,250	\$0	\$3,000
0401012715 · Members Meeting Fees	\$0	\$17,160	\$0	\$22,500	\$0	\$30,000
0401012718 · Members Travelling	\$0	\$5,239	\$0	\$5,625	\$0	\$7,500

Shire of Yalgoo

Detailed Statement

Details By function Under The Following Programme Titles

And Type Of Activities Within The Programme

	Actual 2021-22		Adopted Budget 2021-22		Adopted Budget 2021-22	
	JULY- MAR 2022 YTD		JULY- MAR 2022 YTD			
	Income	Expenditure	Income	Expenditure	Income	Expenditure
0401012719 · Member Communication Allowance	\$0	\$15,207	\$0	\$15,750	\$0	\$21,000
0401012060 · Conference Expenses	\$0	\$15,074	\$0	\$11,250	\$0	\$15,000
0401012120 · Training Expenses	\$0	\$2,904	\$0	\$7,500	\$0	\$10,000
0401012721 · Refreshments & Receptions	\$0	\$1,577	\$0	\$4,500	\$0	\$6,000
0401012722 · Election Expenses	\$0	\$8,977	\$0	\$11,250	\$0	\$15,000
0401012723 · Council Chambers Maintenance	\$0	\$0	\$0	\$1,500	\$0	\$2,000
0401012300 · Members Insurance	\$0	\$425	\$0	\$881	\$0	\$1,175
0401012705 · Members Donations	\$0	\$8,325	\$0	\$3,000	\$0	\$4,000
0401052720 · Murchison Zone WALGA Exps	\$0	\$3,180	\$0	\$2,250	\$0	\$3,000
0401012720 · Members Expenses Other	\$0	\$1,848	\$0	\$7,500	\$0	\$10,000
0401012695 · Consultancy -Planning - Integrated,Policies ,ETC	\$0	\$23,800	\$0	\$52,500	\$0	\$70,000
0401012695 · Consultancy CEO Recruitment	\$0	\$0	\$0	\$0	\$0	\$0
0401252695 · Planning - Business Cases - Grant Applications	\$0	\$0	\$0	\$5,625	\$0	\$7,500
0401012505 · Admin Allocation - Members	\$0	\$147,929	\$0	\$211,916	\$0	\$282,555
0401012980 · Depn - Membership	\$0	\$1,205	\$0	\$1,205	\$0	\$1,607
Sub Total - MEMBERS OF COUNCIL OP/EXP	\$0	\$286,587	\$0	\$377,503	\$0	\$503,337
OPERATING INCOME						
0402011620 · Community Event funding	\$0	\$0	\$0	\$0	\$0	\$0
Sub Total - MEMBERS OF COUNCIL OP/INC	\$0	\$0	\$0	\$0	\$0	\$0
Total - MEMBERS OF COUNCIL	\$0	\$286,587	\$0	\$377,503	\$0	\$503,337
GOVERNANCE - GENERAL						
OPERATING EXPENDITURE						
Sub Total - GOVERNANCE - GENERAL OP/EXP	\$0	\$0	\$0	\$0	\$0	\$0
OPERATING INCOME						
Sub Total - GOVERNANCE - GENERAL OP/INC	\$0	\$0	\$0	\$0	\$0	\$0
Total - GOVERNANCE - GENERAL	\$0	\$0	\$0	\$0	\$0	\$0
Total - GOVERNANCE	\$0	\$286,587	\$0	\$377,503	\$0	\$503,337
LAW ORDER & PUBLIC SAFETY						
FIRE PREVENTION						
OPERATING EXPENDITURE						
050101 · Fire Prevention Expenses	\$0	\$242	\$0	\$5,625	\$0	\$7,500
050110 · Fire Vehicles Expenses	\$0	\$23,751	\$0	\$7,500	\$0	\$10,000
0501102300 · Fire Insurance	\$0	\$2,280	\$0	\$1,710	\$0	\$2,280
050115 · Fire Shed Expenses	\$0	\$1,856	\$0	\$1,760	\$0	\$2,346
050125 · Emergency Management (CESM)	\$0	\$12,090	\$0	\$19,500	\$0	\$26,000
0000000000 · Bushfire Mapping	\$0	\$0	\$0	\$0	\$0	\$0
0000000000 · Feasibility Study Regional Emergency Facility	\$0	\$0	\$0	\$0	\$0	\$0
0000000000 · Emergency Management Training Facility Amalgamation of Council Land	\$0	\$0	\$0	\$0	\$0	\$0
0501012505 · Admin Allocation - Fire Control	\$0	\$14,792	\$0	\$21,191	\$0	\$28,255
0501012980 · Depn - Fire Control	\$0	\$23,447	\$0	\$23,447	\$0	\$31,263
Sub Total - FIRE PREVENTION OP/EXP	\$0	\$78,458	\$0	\$80,733	\$0	\$107,644
OPERATING INCOME						
0501011515 · Fire Service Grants	(\$18,809)	\$0	(\$25,000)	\$0	(\$25,000)	\$0
0501202695 · Fire Breaks Fees - DFES	(\$4,541)	\$0	\$0	\$0	\$0	\$0
0501251095 · FESA Admin Commission	(\$4,000)	\$0	(\$4,000)	\$0	(\$4,000)	\$0
Sub Total - FIRE PREVENTION OP/INC	(\$27,350)	\$0	(\$29,000)	\$0	(\$29,000)	\$0
Total - FIRE PREVENTION	(\$27,350)	\$78,458	(\$29,000)	\$80,733	(\$29,000)	\$107,644

Shire of Yalgoo

Detailed Statement

Details By function Under The Following Programme Titles

And Type Of Activities Within The Programme

	Actual 2021-22		Adopted Budget 2021-22		Adopted Budget 2021-22	
	JULY- MAR 2022 YTD		JULY- MAR 2022 YTD		2021-22	
	Income	Expenditure	Income	Expenditure	Income	Expenditure
ANIMAL CONTROL						
OPERATING EXPENDITURE						
050205 · Animal Control Expenses	\$0	\$0	\$0	\$9,655	\$0	\$12,873
0502012505 · Other Animal Control Expenses	\$0	\$0	\$0	\$0	\$0	\$0
0502052695 · Animal Ranger Expenses	\$0	\$27,131	\$0	\$18,000	\$0	\$24,000
0502152695 · Animal Sterilisation Program	\$0	\$4,633	\$0	\$3,000	\$0	\$4,000
0502012505 · Admin Allocation - Animal Contr	\$0	\$14,792	\$0	\$21,191	\$0	\$28,255
0502012980 · Depn. Animal Control	\$0	\$486	\$0	\$486	\$0	\$648
Sub Total - ANIMAL CONTROL OP/EXP	\$0	\$47,042	\$0	\$52,332	\$0	\$69,776
OPERATING INCOME						
0502011305 · Fines & Penalties	\$0	\$0	\$0	\$0	\$0	\$0
0502011115 · Impounding Fees	\$0	\$0	\$0	\$0	\$0	\$0
0000000000- Other Revenue	\$0	\$0	\$0	\$0	\$0	\$0
0502011080 · Dog Registrations	(\$206)	\$0	(\$100)	\$0	(\$100)	\$0
Sub Total - ANIMAL CONTROL OP/INC	(\$206)	\$0	(\$100)	\$0	(\$100)	\$0
Total - ANIMAL CONTROL	(\$206)	\$47,042	(\$100)	\$52,332	(\$100)	\$69,776
OTHER LAW ORDER & PUBLIC SAFETY						
OPERATING EXPENDITURE						
050305 · Community Safety	\$0	\$2,842	\$0	\$150	\$0	\$200
0503102695 · MWIRSA LG Road Safety Contribution	\$0	\$0	\$0	\$3,750	\$0	\$5,000
0503012505 · Admin Allocation - Other Law	\$0	\$7,396	\$0	\$10,596	\$0	\$14,128
Sub Total - OTHER LAW ORDER & PUBLIC SAFETY OP/EXP	\$0	\$10,238	\$0	\$14,496	\$0	\$19,328
OPERATING INCOME						
Sub Total - OTHER LAW ORDER & PUBLIC SAFETY OP /INC	\$0	\$0	\$0	\$0	\$0	\$0
Total - OTHER LAW ORDER PUBLIC SAFETY	\$0	\$10,238	\$0	\$14,496	\$0	\$19,328
Total - LAW ORDER & PUBLIC SAFETY	(\$27,556)	\$135,739	(\$29,100)	\$147,561	(\$29,100)	\$196,748
HEALTH						
HEALTH ADMINISTRATION & INSPECTION						
OPERATING EXPENDITURE						
070405 · EHO Consulting	\$0	\$6,570	\$0	\$12,000	\$0	\$16,000
0704102650- Water Sampling Expenses	\$0	\$0	\$0	\$750	\$0	\$1,000
0704052720 · Other Health Admin Expenses	\$0	\$0	\$0	\$225	\$0	\$300
0704012505 · Admin Allocation - Other Health	\$0	\$7,396	\$0	\$10,596	\$0	\$14,128
0704012980 · Depn. - Health Admin. & Inspect	\$0	\$2,189	\$0	\$2,189	\$0	\$2,919
Sub Total - HEALTH ADMIN & INSPECTION OP/EXP	\$0	\$16,155	\$0	\$25,760	\$0	\$34,347
OPERATING INCOME						
0704011105 · Health Inspection Fees and Food Licence Applications	\$0	\$0	(\$300)	\$0	(\$300)	\$0
0704011190- Septic Tank Fee	\$0	\$0	(\$150)	\$0	(\$150)	\$0
Sub Total - HEALTH ADMIN & INSPECTION OP/INC	\$0	\$0	(\$450)	\$0	(\$450)	\$0
Total - HEALTH ADMIN & INSPECTION	\$0	\$16,155	(\$450)	\$25,760	(\$450)	\$34,347
MATERNAL AND INFANT HEALTH						
OPERATING EXPENDITURE						
Sub Total - MATERNAL AND INFANT HEALTH	\$0	\$0	\$0	\$0	\$0	\$0
Total - MATERNAL AND INFANT HEALTH	\$0	\$0	\$0	\$0	\$0	\$0

Shire of Yalgoo

Detailed Statement

Details By function Under The Following Programme Titles

And Type Of Activities Within The Programme

	Actual 2021-22		Adopted Budget 2021-22		Adopted Budget 2021-22	
	JULY- MAR 2022 YTD		JULY- MAR 2022 YTD		2021-22	
	Income	Expenditure	Income	Expenditure	Income	Expenditure
PREVENTIVE SERVICE						
OPERATING EXPENDITURE						
070505 · Mosquito Control	\$0	\$0	\$0	\$0	\$0	\$0
0705012505 · Admin Allocated - Prev Services	\$0	\$3,698	\$0	\$5,298	\$0	\$7,064
0705012980 · Depn - Prev Services	\$0	\$21,551	\$0	\$21,551	\$0	\$28,735
Sub Total - PREVENTIVE SRVS - OP/EXP	\$0	\$25,249	\$0	\$26,849	\$0	\$35,799
Total - PREVENTIVE SERVICES	\$0	\$25,249	\$0	\$26,849	\$0	\$35,799
PREVENTIVE SERVICE - OTHER						
OPERATING EXPENDITURE						
	\$0	\$0	\$0	\$0	\$0	\$0
Sub Total - PREVENTIVE SRVS - OTHER OP/EXP	\$0	\$0	\$0	\$0	\$0	\$0
Total - PREVENTIVE SERVICES - OTHER	\$0	\$0	\$0	\$0	\$0	\$0
OTHER HEALTH						
OPERATING EXPENDITURE						
070705 · Health Centre Maintenance	\$0	\$5,581	\$0	\$11,684	\$0	\$15,578
070710 · Analytical Expenses	\$0	\$360	\$0	\$375	\$0	\$500
070715 · Ambulance Services	\$0	\$889	\$0	\$1,274	\$0	\$1,699
070725 · Dental Services	\$0	\$362	\$0	\$0	\$0	\$0
0707012505 · Other Health Admin Allocation	\$0	\$14,792	\$0	\$21,191	\$0	\$28,255
0707012980 · Depn - Other Health	\$0	\$0	\$0	\$0	\$0	\$0
000000-Additional Nurse Expenses	\$0	\$0	\$0	\$0	\$0	\$0
Sub Total - OTHER HEALTH OP/EXP	\$0	\$21,984	\$0	\$34,524	\$0	\$46,032
OPERATING INCOME						
0707011472 · Reimbursements WACHS	\$0	\$0	\$0	\$0	(\$15,578)	\$0
Sub Total - OTHER HEALTH OP/INC	\$0	\$0	\$0	\$0	(\$15,578)	\$0
Total - OTHER HEALTH	\$0	\$21,984	\$0	\$34,524	(\$15,578)	\$46,032
Total - HEALTH	\$0	\$63,389	(\$450)	\$87,134	(\$16,028)	\$116,178
EDUCATION & WELFARE						
EDUCATION						
OPERATING EXPENDITURE						
0000000000 · Education Initiative	\$0	\$0	\$0	\$1,875	\$0	\$2,500
0601012505 · Admin Allocation - Other Educat	\$0	\$3,698	\$0	\$5,298	\$0	\$7,064
Sub Total - EDUCATION OP/EXP	\$0	\$3,698	\$0	\$7,173	\$0	\$9,564
Total - EDUCATION	\$0	\$3,698	\$0	\$7,173	\$0	\$9,564
OTHER EDUCATION						
OPERATING EXPENDITURE						
Sub Total - OTHER EDUCATION OP/EXP	\$0	\$0	\$0	\$0	\$0	\$0
Total - OTHER EDUCATION	\$0	\$0	\$0	\$0	\$0	\$0
WELFARE						
OPERATING EXPENDITURE						
0601022720 · Youth and Family Programs	\$0	\$0	\$0	\$0	\$0	\$0
0000000000 · Local Action Group Expenses	\$0	\$0	\$0	\$8,511	\$0	\$11,348

Shire of Yalgoo

Detailed Statement

Details By function Under The Following Programme Titles

And Type Of Activities Within The Programme

	Actual 2021-22		Adopted Budget 2021-22		Adopted Budget 2021-22	
	JULY- MAR 2022 YTD		JULY- MAR 2022 YTD		Income	Expenditure
	Income	Expenditure	Income	Expenditure		
Sub Total - WELFARE OP/EXP	\$0	\$0	\$0	\$8,511	\$0	\$11,348
OPERATING INCOME						
000000 - Government Grant - Local Drug Action Team	\$0	\$0	\$0	\$0	(\$11,348)	\$0
Sub Total - WELFARE OP/INC	\$0	\$0	\$0	\$0	(\$11,348)	\$0
Total - WELFARE	\$0	\$0	\$0	\$8,511	(\$11,348)	\$11,348
AGED & DISABLED OTHER						
OPERATING EXPENDITURE						
Sub Total - AGED & DISABLED OTHER OP/EXP	\$0	\$0	\$0	\$0	\$0	\$0
Total - AGED & DISABLED OTHER	\$0	\$0	\$0	\$0	\$0	\$0
Total - EDUCATION & WELFARE	\$0	\$3,698	\$0	\$15,684	(\$11,348)	\$20,912
HOUSING						
STAFF HOUSING						
OPERATING EXPENDITURE						
090101 - Staff Housing Expenses	\$0	\$0	\$0	\$0	\$0	\$0
0901012300 - Housing Expenses - Insurance	\$0	\$14,864	\$0	\$6,450	\$0	\$8,600
0000000000 - Housing Expenses - Utilities	\$0	\$0	\$0	\$0	\$0	\$0
0901012805 - Housing Expenses - Utilities - Electricity	\$0	\$7,735	\$0	\$4,875	\$0	\$6,500
0901012820 - Housing Expenses - Utilities - Telephone /Internet	\$0	\$0	\$0	\$0	\$0	\$0
0901012825 - Housing Expenses - Utilities - Water	\$0	\$12,767	\$0	\$11,250	\$0	\$15,000
090105- Housing Expenses - R & M(Including painting)	\$0	\$123,924	\$0	\$137,382	\$0	\$183,176
0000000000 - Housing Expenses - Other	\$0	\$0	\$0	\$0	\$0	\$0
0901012425 - Interest Expense Loan 56	\$0	\$1,255	\$0	\$1,573	\$0	\$2,097
0901012410 - Interest Expense Loan 53	\$0	\$1,622	\$0	\$2,205	\$0	\$2,940
0901012420 - Interest Expense Loan 55	\$0	\$2,297	\$0	\$3,181	\$0	\$4,241
0901012505 - Admin Allocation	\$0	\$22,190	\$0	\$31,788	\$0	\$42,384
0901012980 - Depreciation - Staff Housing	\$0	\$24,790	\$0	\$24,790	\$0	\$33,053
Sub Total - STAFF HOUSING OP/EXP	\$0	\$211,444	\$0	\$223,493	\$0	\$297,991
OPERATING INCOME						
0901011195 - Staff Housing Rental	(\$6,900)	\$0	(\$13,125)	\$0	(\$17,500)	\$0
0901011640 - Reimbursements	\$0	\$0	\$0	\$0	\$0	\$0
0000000000 - Telstra Fund	\$0	\$0	\$0	\$0	\$0	\$0
0000000000 - Grant - 2 Units 17 Shemrock Street	\$0	\$0	\$0	\$0	\$0	\$0
Sub Total - STAFF HOUSING OP/INC	(\$6,900)	\$0	(\$13,125)	\$0	(\$17,500)	\$0
Total - STAFF HOUSING	(\$6,900)	\$211,444	(\$13,125)	\$223,493	(\$17,500)	\$297,991
HOUSING OTHER						
OPERATING EXPENDITURE						
0902012505 - Admin Alloc - Other Housing	\$0	\$7,396	\$0	\$10,596	\$0	\$14,128
0902012980 - Depn - Other Housing	\$0	\$26,078	\$0	\$26,078	\$0	\$34,770
Sub Total - HOUSING OTHER OP/EXP	\$0	\$33,474	\$0	\$36,674	\$0	\$48,898
OPERATING INCOME						
0902011620 - Other Housing Rental	\$0	\$0	\$0	\$0	\$0	\$0
Sub Total - HOUSING OTHER OP/INC	\$0	\$0	\$0	\$0	\$0	\$0
Total - HOUSING OTHER	\$0	\$33,474	\$0	\$36,674	\$0	\$48,898
Total - HOUSING	(\$6,900)	\$244,918	(\$13,125)	\$260,167	(\$17,500)	\$346,889
COMMUNITY AMENITIES						
SANITATION - HOUSEHOLD REFUSE						

Shire of Yalgoo

Detailed Statement

Details By function Under The Following Programme Titles

And Type Of Activities Within The Programme

	Actual 2021-22		Adopted Budget 2021-22		Adopted Budget 2021-22	
	JULY- MAR 2022 YTD		JULY- MAR 2022 YTD			
	Income	Expenditure	Income	Expenditure	Income	Expenditure
OPERATING EXPENDITURE						
100105 · Household Refuse Collection	\$0	\$20,910	\$0	\$30,000	\$0	\$40,000
100110 · Refuse Site Mainten - Yalgoo	\$0	\$5,777	\$0	\$10,665	\$0	\$14,220
100115 · Refuse Site Mainten - Paynes F	\$0	\$0	\$0	\$3,750	\$0	\$5,000
100120 · Commercial Refuse Collection	\$0	\$6,971	\$0	\$9,000	\$0	\$12,000
1001251170 · Replacement bins	\$0	\$0	\$0	\$1,500	\$0	\$2,000
1001012505 · Admin Allocation - Sanitation	\$0	\$7,396	\$0	\$10,596	\$0	\$14,128
Sub Total - SANITATION HOUSEHOLD REFUSE OP/EXP	\$0	\$41,054	\$0	\$65,511	\$0	\$87,348
OPERATING INCOME						
1001051110 · Household Refuse Remove. Charges	(\$9,195)	\$0	(\$9,500)	\$0	(\$9,500)	\$0
1001201040 · Commercial Refuse Remov Charges	(\$3,250)	\$0	(\$3,250)	\$0	(\$3,250)	\$0
Sub Total - SANITATION H/HOLD REFUSE OP/INC	(\$12,445)	\$0	(\$12,750)	\$0	(\$12,750)	\$0
Total - SANITATION HOUSEHOLD REFUSE	(\$12,445)	\$41,054	(\$12,750)	\$65,511	(\$12,750)	\$87,348
SANITATION OTHER						
OPERATING EXPENDITURE						
Sub Total - SANITATION OTHER OP/EXP	\$0	\$0	\$0	\$0	\$0	\$0
OPERATING INCOME						
Sub Total - SANITATION OTHER OP/INC	\$0	\$0	\$0	\$0	\$0	\$0
Total - SANITATION OTHER	\$0	\$0	\$0	\$0	\$0	\$0
SEWERAGE						
EFFLUENT DRAINAGE SYSTEM						
OPERATING EXPENDITURE						
	\$0	\$0	\$0	\$0	\$0	\$0
Sub Total - SEWERAGE OP/EXP	\$0	\$0	\$0	\$0	\$0	\$0
OPERATING INCOME						
	\$0	\$0	\$0	\$0	\$0	\$0
Sub Total - SEWERAGE OP/INC	\$0	\$0	\$0	\$0	\$0	\$0
Total - SEWERAGE	\$0	\$0	\$0	\$0	\$0	\$0
PROTECTION OF THE ENVIRONMENT						
OPERATING EXPENDITURE						
100205 · Removal Abandoned Vehicles	\$0	\$0	\$0	\$250	\$0	\$500
Sub Total - PROTECTION OF THE ENVIRONMENT OP/EXP	\$0	\$0	\$0	\$250	\$0	\$500
OPERATING INCOME						
	\$0	\$0	\$0	\$0	\$0	\$0
Sub Total - PROTECTION OF THE ENVIRONMENT OP/INC	\$0	\$0	\$0	\$0	\$0	\$0
Total - PROTECTION OF THE ENVIRONMENT	\$0	\$0	\$0	\$250	\$0	\$500
TOWN PLANNING AND REGIONAL DEVELOPMENT						
OPERATING EXPENDITURE						
1006052525 · TP Scheme Expenses	\$0	\$0	\$0	\$3,750	\$0	\$5,000
1006202525 · EHO Consulting	\$0	\$9,662	\$0	\$10,500	\$0	\$14,000
100625 · Yalgoo Revitalisation Planning - Unspent Grant C/fwd	\$0	\$0	\$0	\$14,906	\$0	\$19,875
1006012505 · Admin Allocation - Town Plannin	\$0	\$7,396	\$0	\$10,596	\$0	\$14,128

Shire of Yalgoo

Detailed Statement

Details By function Under The Following Programme Titles

And Type Of Activities Within The Programme

	Actual 2021-22		Adopted Budget 2021-22		Adpoted Budget 2021-22	
	JULY- MAR 2022 YTD		JULY- MAR 2022 YTD			
	Income	Expenditure	Income	Expenditure	Income	Expenditure
Sub Total - TOWN PLAN & REG DEV OP/EXP	\$0	\$17,058	\$0	\$39,752	\$0	\$53,003
OPERATING INCOME						
100625 · Yalgoo Revitalisation Planning - Unspent Grant C/fwd	\$0	\$0	\$0	\$0	(\$19,875)	\$0
000000 · Town Planning Fees	(\$548)	\$0	\$0	\$0	\$0	\$0
Sub Total - TOWN PLAN & REG DEV OP/INC	(\$548)	\$0	\$0	\$0	(\$19,875)	\$0
Total - TOWN PLANNING & REGIONAL DEVELOPMENT	(\$548)	\$17,058	\$0	\$39,752	(\$19,875)	\$53,003
OTHER COMMUNITY AMENITIES						
OPERATING EXPENDITURE						
100705 · Cemetery Expenses	\$0	\$3,174	\$0	\$8,789	\$0	\$11,718
100710 · Public Conveniences	\$0	\$23,761	\$0	\$33,380	\$0	\$44,507
100715 · Community Bus Expenses	\$0	\$4,701	\$0	\$9,000	\$0	\$12,000
100720 · Vacant Land Development/Mtce	\$0	\$0	\$0	\$0	\$0	\$0
1007012415 · Interest Expenditure - Loan 54	\$0	\$1,709	\$0	\$1,282	\$0	\$1,709
1007012505 · Admin Allocation - Other Commun	\$0	\$14,792	\$0	\$21,191	\$0	\$28,255
1007012980 · Depn - Other Community Services	\$0	\$13,340	\$0	\$13,340	\$0	\$17,786
Sub Total - OTHER COMMUNITY AMENITIES OP/EXP	\$0	\$61,477	\$0	\$86,981	\$0	\$115,975
OPERATING INCOME						
1007051035 · Cemetery Fees	(\$2,400)	\$0	(\$1,000)	\$0	(\$1,000)	\$0
1007151055 · Community Bus Hire	(\$978)	\$0	(\$1,000)	\$0	(\$1,000)	\$0
Sub Total - OTHER COMMUNITY AMENITIES OP/INC	(\$3,378)	\$0	(\$2,000)	\$0	(\$2,000)	\$0
Total - OTHER COMMUNITY AMENITIES	(\$3,378)	\$61,477	(\$2,000)	\$86,981	(\$2,000)	\$115,975
URBAN STORMWATER DRAINAGE						
OPERATING EXPENDITURE						
	\$0	\$0	\$0	\$0	\$0	\$0
Sub Total - URBAN STORMWATER DRAINAGE OP/EXP	\$0	\$0	\$0	\$0	\$0	\$0
Total - URBAN STORMWATER DRAINAGE	\$0	\$0	\$0	\$0	\$0	\$0
Total - COMMUNITY AMENITIES	(\$16,371)	\$119,590	(\$14,750)	\$192,495	(\$34,625)	\$256,826
RECREATION & CULTURE						
PUBLIC HALL & CIVIC CENTRES						
OPERATING EXPENDITURE						
110105 · Yalgoo Hall Expenses	\$0	\$9,418	\$0	\$8,112	\$0	\$10,816
000000 · Consultancy Fees -Yalgoo Hall Study - Scope of Works	\$0	\$0	\$0	\$0	\$0	\$0
1101012505 · Admin Allocation - Public Halls	\$0	\$36,982	\$0	\$52,979	\$0	\$70,639
1101012980 · Depn - Public Halls	\$0	\$10,249	\$0	\$10,250	\$0	\$13,666
Sub Total - PUBLIC HALLS & CIVIC CENTRES OP/EXP	\$0	\$56,649	\$0	\$71,341	\$0	\$95,121
OPERATING INCOME						
1101051100 · Hall Hire	(\$750)	\$0	(\$400)	\$0	(\$400)	\$0
0000000000 Contribution - Yalgoo Hall Renovations - Lotterywest	\$0	\$0	(\$300,000)	\$0	(\$300,000)	\$0
Sub Total - PUBLIC HALLS & CIVIC CENTRES OP/INC	(\$750)	\$0	(\$300,400)	\$0	(\$300,400)	\$0
Total - PUBLIC HALL & CIVIC CENTRES	(\$750)	\$56,649	(\$300,400)	\$71,341	(\$300,400)	\$95,121
OTHER RECREATION & SPORT						
OPERATING EXPENDITURE						
110310 · Community Park Gibbon St	\$0	\$10,554	\$0	\$16,776	\$0	\$22,368
110315 · Shamrock St Park	\$0	\$9,862	\$0	\$12,986	\$0	\$17,314

Shire of Yalgoo

Detailed Statement

Details By function Under The Following Programme Titles

And Type Of Activities Within The Programme

	Actual 2021-22		Adopted Budget 2021-22		Adpoted Budget 2021-22	
	JULY- MAR 2022 YTD		JULY- MAR 2022 YTD		Income	Expenditure
	Income	Expenditure	Income	Expenditure		
110320 - Old Railway Station grounds	\$0	\$34,341	\$0	\$54,770	\$0	\$73,026
110325 - Old Railway Station building	\$0	\$11,327	\$0	\$11,348	\$0	\$15,131
110330 - Paynes Find Complex Expenses	\$0	\$4,315	\$0	\$10,074	\$0	\$13,432
110335 - Tennis Courts	\$0	\$491	\$0	\$2,042	\$0	\$2,722
110340 - Yalgoo Hub - Covered Sports	\$0	\$22,587	\$0	\$6,215	\$0	\$8,287
110376 - Rifle Range	\$0	\$0	\$0	\$1,686	\$0	\$2,248
110350 - Yalgoo Golf Course	\$0	\$35	\$0	\$728	\$0	\$970
110375 - Men's Shed	\$0	\$849	\$0	\$2,074	\$0	\$2,765
110370 - Water Park Mtce	\$0	\$16,893	\$0	\$24,089	\$0	\$32,119
110380 - Community Oval and Pavilion	\$0	\$78,491	\$0	\$57,331	\$0	\$76,441
1103012505 - Admin Allocation - Other Recrea	\$0	\$36,982	\$0	\$52,979	\$0	\$70,639
1103012980 - Depn - Other Recreation	\$0	\$145,097	\$0	\$145,097	\$0	\$193,463
Sub Total - OTHER RECREATION & SPORT OP/EXP	\$0	\$371,824	\$0	\$398,194	\$0	\$530,925
OPERATING INCOME						
1103251135 - Old Railway Station Hire	\$0	\$0	(\$100)	\$0	(\$100)	\$0
0000000000 - Core Stadium Hire	\$0	\$0	(\$150)	\$0	(\$150)	\$0
1103301140 - Paynes Find Complex Hire	\$0	\$0	(\$150)	\$0	(\$150)	\$0
0000000000 - Grant s - Community/School Oval Development	\$0	\$0	\$0	\$0	\$0	\$0
0000000000 - Grant - Community Pool Revitalisation	\$0	\$0	\$0	\$0	\$0	\$0
0000000000 - Grant - Community Oval Development - Pavilion Fitout	\$0	\$0	\$0	\$0	\$0	\$0
Sub Total - OTHER RECREATION & SPORT OP/INC	\$0	\$0	(\$400)	\$0	(\$400)	\$0
Total - OTHER RECREATION & SPORT	\$0	\$371,824	(\$400)	\$398,194	(\$400)	\$530,925
TV AND RADIO BROADCASTING						
OPERATING EXPENDITURE						
110405 - Rebroadcasting Licences	\$0	\$45	\$0	\$750	\$0	\$1,000
1104102695 - Rebroadcasting Mats/Contr	\$0	\$1,096	\$0	\$3,000	\$0	\$4,000
110415 - Rebroadcasting Equip Mtce	\$0	\$127	\$0	\$750	\$0	\$1,000
1104012505 - Admin Allocated - TV	\$0	\$3,698	\$0	\$5,298	\$0	\$7,064
Sub Total - TV AND RADIO BROADCASTING OP/EXP	\$0	\$4,966	\$0	\$9,798	\$0	\$13,064
OPERATING INCOME						
1104011640-Reimbursements	\$0	\$0	\$0	\$0	\$0	\$0
Sub Total - TV AND RADIO BROADCASTING OP/INC	\$0	\$0	\$0	\$0	\$0	\$0
Total - TV AND RADIO BROADCASTING OP/INC	\$0	\$4,966	\$0	\$9,798	\$0	\$13,064
LIBRARIES						
OPERATING EXPENDITURE						
1105052600 - Freight & Post (Books)	\$0	\$98	\$0	\$563	\$0	\$750
1105052720 - Library Other Expenses	\$0	\$1,546	\$0	\$1,875	\$0	\$2,500
1105052505 - Admin Allocation - Libraries	\$0	\$36,982	\$0	\$52,979	\$0	\$70,639
Sub Total - LIBRARIES OP/EXP	\$0	\$38,626	\$0	\$55,417	\$0	\$73,889
OPERATING INCOME						
	\$0	\$0	\$0	\$0	\$0	\$0
	\$0	\$0	\$0	\$0	\$0	\$0
Sub Total - LIBRARIES OP/INC	\$0	\$0	\$0	\$0	\$0	\$0
Total - LIBRARIES	\$0	\$38,626	\$0	\$55,417	\$0	\$73,889
OTHER CULTURE						
OPERATING EXPENDITURE						
110605 - Municipal heritage Inventory	\$0	\$0	\$0	\$375	\$0	\$500
110610 - Celebration	\$0	\$4,357	\$0	\$7,500	\$0	\$10,000
1106012505 - Admin Allocated Other Culture	\$0	\$7,396	\$0	\$10,596	\$0	\$14,128
110705 - Museum/Gaol Expenses (Including additional Mtce)	\$0	\$3,412	\$0	\$4,201	\$0	\$5,601
110710 - Chapel Expenses	\$0	\$1,373	\$0	\$3,293	\$0	\$4,391
110740 - Old Anglican Church	\$0	\$1,396	\$0	\$2,625	\$0	\$3,500
110615 - Art Centre Operations and Projects	\$0	\$96,050	\$0	\$118,216	\$0	\$157,621
1107012505 - Admin Alloc - Other Heritage	\$0	\$11,094	\$0	\$15,894	\$0	\$21,192

Shire of Yalgoo

Detailed Statement

Details By function Under The Following Programme Titles

And Type Of Activities Within The Programme

	Actual 2021-22		Adopted Budget 2021-22		Adpoted Budget 2021-22	
	JULY- MAR 2022 YTD		JULY- MAR 2022 YTD		Income	Expenditure
	Income	Expenditure	Income	Expenditure		
1107012980 - Depn Other Heritage	\$0	\$13,211	\$0	\$13,211	\$0	\$17,615
0000000000 - Heritage and Tourism Masterplan	\$0	\$0	\$0	\$75,000	\$0	\$100,000
0000000000 - Heritage Signs Replacement	\$0	\$0	\$0	\$3,750	\$0	\$5,000
0000000000 - Heritage Advisory Service	\$0	\$0	\$0	\$2,250	\$0	\$3,000
Sub Total - OTHER CULTURE OP/EXP	\$0	\$138,290	\$0	\$256,911	\$0	\$342,548
OPERATING INCOME						
1107011175 - Sale of History Books	(\$62)	\$0	(\$188)	\$0	(\$250)	\$0
1106151178 - Sales Arts and Cultural Centre	(\$3,283)	\$0	(\$2,250)	\$0	(\$3,000)	\$0
1107051220 - Chapel & Museum Fees	(\$1,059)	\$0	(\$563)	\$0	(\$750)	\$0
0000000000 - Other Revenue- Meedac	(\$6,300)	\$0	\$0	\$0	\$0	\$0
Sub Total - OTHER CULTURE OP/INC	(\$10,704)	\$0	(\$3,000)	\$0	(\$4,000)	\$0
Total - OTHER CULTURE	(\$10,704)	\$138,290	(\$3,000)	\$256,911	(\$4,000)	\$342,548
Total - RECREATION AND CULTURE	(\$11,454)	\$610,355	(\$303,800)	\$791,660	(\$304,800)	\$1,055,547
TRANSPORT						
STREETS, RD, BRIDGES, DEPOT - CONSTRUCTION						
OPERATING EXPENDITURE						
	\$0	\$0	\$0	\$0	\$0	\$0
Sub Total - ST,RDS,BRIDGES,DEPOT-CONST OP/EXP	\$0	\$0	\$0	\$0	\$0	\$0
OPERATING INCOME						
1201011435 - RRGP Grants Yalgoo- Ninghan	(\$127,625)	\$0	(\$320,000)	\$0	(\$320,000)	\$0
1201011440- RRGP Grants 2015-16 Yalgoo- Ninghan	\$0	\$0	\$0	\$0	\$0	\$0
1201011560 - MRWA Direct Grants	(\$154,171)	\$0	(\$154,171)	\$0	(\$154,171)	\$0
1201011430 - Grants and Contributions - Yalgoo-Morawa R2R \$377000	\$0	\$0	(\$377,000)	\$0	(\$377,000)	\$0
1201011415 - Road Agreements Income - Mt Gibson Shine	(\$578,092)	\$0	(\$2,180,250)	\$0	(\$2,180,250)	\$0
1201011415 - Road Agreements Income - EMR GOLDEN GROVE	\$0	\$0	(\$151,200)	\$0	(\$151,200)	\$0
1201011420- Road Agreements Income - Silverlake Mo-Ya Rd \$80000 to be used for road works	(\$44,255)	\$0	(\$96,876)	\$0	(\$96,876)	\$0
000000000- Grant DFES - Flood Damage AGRN 962	\$0	\$0	(\$2,720,822)	\$0	(\$2,720,822)	\$0
Sub Total - ST,RDS,BRIDGES,DEPOT - CONST OP/INC	(\$904,143)	\$0	(\$6,000,319)	\$0	(\$6,000,319)	\$0
Total - ST,RDS,BRIDGES,DEPOT - CONST	(\$904,143)	\$0	(\$6,000,319)	\$0	(\$6,000,319)	\$0
STREETS,ROADS, BRIDGES, DEPOTS - MAINTENANCE						
OPERATING EXPENDITURE						
120105 - Town Streets Maintenance	\$0	\$72,243	\$0	\$113,286	\$0	\$151,048
120101 - Road Maintenance General	\$0	\$0	\$0	\$0	\$0	\$0
120110 - Footpaths/Crossover Mtce	\$0	\$0	\$0	\$750	\$0	\$1,000
120111 - Lighting of Streets	\$0	\$6,793	\$0	\$7,500	\$0	\$10,000
120113 - Street Trees & Watering	\$0	\$5,010	\$0	\$9,119	\$0	\$12,158
120125- Signs Repairs /Replacement	\$0	\$1,527	\$0	\$4,605	\$0	\$6,140
120126 - Street Sweeping	\$0	\$194	\$0	\$0	\$0	\$0
120129-Grid Cleaning	\$0	\$0	\$0	\$5,625	\$0	\$7,500
120127 - Vegation/Weed Control	\$0	\$11,836	\$0	\$8,126	\$0	\$10,834
120130 - Road Inspection After Rain	\$0	\$60	\$0	\$4,605	\$0	\$6,140
120150 - Engineering	\$0	\$3,120	\$0	\$11,250	\$0	\$15,000
120155 - Rural Road Maintenance	\$0	\$885,564	\$0	\$1,073,525	\$0	\$1,431,367
120156 - Roman Expenses	\$0	\$6,959	\$0	\$5,250	\$0	\$7,000
1201012505 - Admin Allocation - Roads	\$0	\$36,982	\$0	\$52,979	\$0	\$70,639
1201012980 - Depreciation - Transport Other	\$0	\$519,612	\$0	\$516,332	\$0	\$688,442
120128 - Repair Damged Grids	\$0	\$2,125	\$0	\$7,500	\$0	\$10,000
000000 - Flood Damage DFES Grant expenditure	\$0	\$94,323	\$0	\$2,175,000	\$0	\$2,900,000
Sub Total - MTCE STREETS ROADS DEPOTS OP/EXP	\$0	\$1,646,348	\$0	\$3,995,451	\$0	\$5,327,268
OPERATING INCOME						
	\$0	\$0	\$0	\$0	\$0	\$0
Sub Total - MTCE STREETS ROADS DEPOTS OP/INC	\$0	\$0	\$0	\$0	\$0	\$0
Total - MTCE STREETS ROADS DEPOTS	\$0	\$1,646,348	\$0	\$3,995,451	\$0	\$5,327,268

Shire of Yalgoo

Detailed Statement

Details By function Under The Following Programme Titles

And Type Of Activities Within The Programme

	Actual 2021-22		Adopted Budget 2021-22		Adpoted Budget 2021-22	
	JULY- MAR 2022 YTD		JULY- MAR 2022 YTD			
	Income	Expenditure	Income	Expenditure	Income	Expenditure
AERODROME						
OPERATING EXPENDITURE						
120205 · Yalgoo Airstrip	\$0	\$6,614	\$0	\$9,960	\$0	\$13,280
120210 · Paynes Find Airstrips	\$0	\$4,541	\$0	\$4,812	\$0	\$6,416
120215 · Emergency Airstrips	\$0	\$0	\$0	\$2,250	\$0	\$3,000
1206012505 · Admin Allocation - Aerodromes	\$0	\$7,396	\$0	\$10,596	\$0	\$14,128
1206012980 · Depn - Aerodromes	\$0	\$26,243	\$0	\$29,523	\$0	\$39,364
Sub Total - AERODROME OP/EXP	\$0	\$44,794	\$0	\$57,141	\$0	\$76,188
OPERATING INCOME						
	\$0	\$0	\$0	\$0	\$0	\$0
Sub Total - AERODROME OP/INC	\$0	\$0	\$0	\$0	\$0	\$0
Total - AERODROME OP/EXP	\$0	\$44,794	\$0	\$57,141	\$0	\$76,188
Total - TRANSPORT	(\$904,143)	\$1,691,142	(\$6,000,319)	\$4,052,592	(\$6,000,319)	\$5,403,456
ECONOMIC SERVICES						
RURAL SERVICES						
OPERATING EXPENDITURE						
130110 · Vermin Control - MRVC Annual Contribution	\$0	\$32,827	\$0	\$24,620	\$0	\$32,827
000000 · Vermin Control - MRVC Vermin Cell Fence Construction	\$0	\$0	\$0	\$0	\$0	\$0
000000- Noxious Weeds ,Plants and Pests	\$0	\$0	\$0	\$7,500	\$0	\$10,000
1301012505 · Admin Allocated	\$0	\$14,791	\$0	\$21,191	\$0	\$28,255
130176 · Wild Dog Bounty	\$0	\$0	\$0	\$1,500	\$0	\$2,000
130176 · Wild Dog Community Grants	\$0	\$0	\$0	\$7,500	\$0	\$10,000
000000 · Vermin Control - Vermin Cell Fence Drought Grant	\$0	\$0	\$0	\$0	\$0	\$0
Sub Total - RURAL SERVICES OP/EXP	\$0	\$47,618	\$0	\$62,312	\$0	\$83,082
OPERATING INCOME						
130110551 - Grant - Drought Vermin Cell fence	\$0	\$0	\$0	\$0	\$0	\$0
Sub Total - RURAL SERVICES OP/INC	\$0	\$0	\$0	\$0	\$0	\$0
Total - RURAL SERVICES	\$0	\$47,618	\$0	\$62,312	\$0	\$83,082
TOURISM AND AREA PROMOTION						
OPERATING EXPENDITURE						
1302052000 · C'van Park - Salaries & Wages	\$0	\$127,389	\$0	\$92,277	\$0	\$123,036
0000000000-Caravan Park Accrued Leave Expenses	\$0	\$0	\$0	\$2,573	\$0	\$3,431
0000000000-Caravan Park- Superannuation	\$0	\$15,006	\$0	\$17,069	\$0	\$22,759
1302052120 · C'van Park - Staff Training	\$0	\$638	\$0	\$1,500	\$0	\$2,000
0000000000- Caravan Park Workers Comp Insurance	\$0	\$5,050	\$0	\$2,768	\$0	\$3,690
130204 · C'van Park - CVP House exp	\$0	\$4,185	\$0	\$6,000	\$0	\$8,000
130205 · Caravan Park Expenditure	\$0	\$114,368	\$0	\$101,390	\$0	\$135,186
130201 · Tourism Promotion (incl Outback Parkways and Geo Park)	\$0	\$42,330	\$0	\$30,000	\$0	\$40,000
130208 · Tourism Signage	\$0	\$0	\$0	\$750	\$0	\$1,000
130209 · Town Entry Statements (Mtce)	\$0	\$3,667	\$0	\$2,162	\$0	\$2,882
130210 · Website Development Expenses	\$0	\$0	\$0	\$18,750	\$0	\$25,000
130211 · Regional Tourism Project Unspent Grant and Member Shire Contrib	\$0	\$0	\$0	\$7,564	\$0	\$10,085
1302332000 · Wurarga Dam	\$0	\$0	\$0	\$0	\$0	\$0
130225 · Centrecare support	\$0	\$0	\$0	\$0	\$0	\$0
130226 · Emu Cup event	\$0	\$37,033	\$0	\$37,500	\$0	\$50,000
000000- Open Air Sculpture Event	\$0	\$20,731	\$0	\$15,000	\$0	\$20,000
000000 ·Goods For Resale- Arts and Crafts Centre	\$0	\$0	\$0	\$0	\$0	\$0
130227 · Yalgoo Racetrack Expenses	\$0	\$0	\$0	\$15,000	\$0	\$20,000
130228 · Yalgoo Gymkhana Expenses	\$0	\$0	\$0	\$0	\$0	\$0
000000 · Yalgoo Races Contribution	\$0	\$0	\$0	\$7,500	\$0	\$10,000
130229 · Jokers Tunnel Expenses	\$0	\$4,050	\$0	\$1,822	\$0	\$2,429
130230 · Yalgoo Lookout Expenses	\$0	\$1,067	\$0	\$1,015	\$0	\$1,353
130231 · Banners in the Terrace	\$0	\$0	\$0	\$2,625	\$0	\$3,500
1302502000 · HCP Salaries and Wages	\$0	\$54,706	\$0	\$30,245	\$0	\$40,326
130250 · HCP Accrued Leave Expenses	\$0	\$0	\$0	\$887	\$0	\$1,183
130250 · HCP Superannuation	\$0	\$8,607	\$0	\$5,444	\$0	\$7,259

Shire of Yalgoo

Detailed Statement

Details By function Under The Following Programme Titles

And Type Of Activities Within The Programme

	Actual 2021-22		Adopted Budget 2021-22		Adpoted Budget 2021-22	
	JULY- MAR 2022 YTD		JULY- MAR 2022 YTD		Income	Expenditure
	Income	Expenditure	Income	Expenditure		
130250- Insurance Workers Comp	\$0	\$0	\$0	\$1,500	\$0	\$2,000
1302502120 · HCP Staff & Training Expenses	\$0	\$0	\$0	\$2,250	\$0	\$3,000
130251 · HCP Project Activity Expenses	\$0	\$22,073	\$0	\$45,855	\$0	\$61,140
12 02 52 · HCP Vehicle YA800	\$0	\$6,135	\$0	\$4,125	\$0	\$5,500
130254 · HCP Office Materials & Contract	\$0	\$382	\$0	\$6,750	\$0	\$9,000
130255 · HCP Office Equipment	\$0	\$702	\$0	\$750	\$0	\$1,000
130258 · HCP Camps and Trip Expenses	\$0	\$0	\$0	\$1,500	\$0	\$2,000
130259 · HCP Sponsored Activity expenses	\$0	\$0	\$0	\$0	\$0	\$0
130260 · HCP Other Activites	\$0	\$0	\$0	\$0	\$0	\$0
1302012505 · Admin Allocated - Tourism	\$0	\$36,972	\$0	\$52,966	\$0	\$70,621
1302012980 · Depn - Tourism	\$0	\$43,447	\$0	\$43,447	\$0	\$57,929
Sub Total - TOURISM & AREA PROMOTION OP/EXP	\$0	\$548,538	\$0	\$558,982	\$0	\$745,309
OPERATING INCOME						
1302261090 · Emu Cup funding	(\$11,545)	\$0	(\$25,000)	\$0	(\$25,000)	\$0
1302501540 - Contribution HCP - Silverlake	(\$1,818)	\$0	\$0	\$0	(\$4,000)	\$0
1302051025 · Caravan Park Revenues	(\$134,281)	\$0	(\$112,500)	\$0	(\$150,000)	\$0
000000000- Reimbursement - Workers Compenation	\$0	\$0	\$0	\$0	(\$10,000)	\$0
1302011200- Tourism Sales	(\$2,004)	\$0	(\$375)	\$0	(\$500)	\$0
000000000- Prospecting Permits	(\$1,414)	\$0	(\$1,125)	\$0	(\$1,500)	\$0
1302501541- Healthy Community Mining Co Con -MMG Centrecare \$32,400 and HCP \$21,600	\$0	\$0	\$0	\$0	(\$54,000)	\$0
000000000- Government grant - DLG - Open Air Sculpture Event	(\$20,000)	\$0	\$0	\$0	(\$20,000)	\$0
000000000-Government Grant -MWDC and Member Local Governments	\$0	\$0	\$0	\$0	(\$10,085)	\$0
1302011595 · Community Projects Mining Contr - Mt Gibson \$40,000 HCP	\$0	\$0	\$0	\$0	\$0	\$0
Sub Total - TOURISM & AREA PROMOTION OP/INC	(\$171,062)	\$0	(\$139,000)	\$0	(\$275,085)	\$0
Total - TOURISM & AREA PROMOTION	(\$171,062)	\$548,538	(\$139,000)	\$558,982	(\$275,085)	\$745,309
BUILDING CONTROL						
OPERATING EXPENDITURE						
1303012720 · Building Control Expenses	\$0	\$0	\$0	\$1,125	\$0	\$1,500
1303012550 · EHO Consulting Costs	\$0	\$12,388	\$0	\$11,250	\$0	\$15,000
1303012505 · Admin Allocated Building Contro	\$0	\$7,396	\$0	\$10,596	\$0	\$14,128
					\$0	\$0
Sub Total - BUILDING CONTROL OP/EXP	\$0	\$19,784	\$0	\$22,971	\$0	\$30,628
OPERATING INCOME						
1303011020 · Building Permits	(\$210)	\$0	(\$500)	\$0	(\$500)	\$0
1303011022 · BCITF & BSL Fees to Shire	(\$5)	\$0	(\$10)	\$0	(\$10)	\$0
Sub Total - BUILDING CONTROL OP/INC	(\$215)	\$0	(\$510)	\$0	(\$510)	\$0
Total - BUILDING CONTROL	(\$215)	\$19,784	(\$510)	\$22,971	(\$510)	\$30,628
ECONOMIC DEVELOPMENT						
OPERATING EXPENDITURE						
Sub Total - ECONOMIC DEVELOPMENT OP/EXP	\$0	\$0	\$0	\$0	\$0	\$0
OPERATING INCOME						
	\$0	\$0	\$0	\$0	\$0	\$0
Sub Total - ECONOMIC DEVELOPMENT OP/INC	\$0	\$0	\$0	\$0	\$0	\$0
Total - ECONOMIC DEVELOPMENT	\$0	\$0	\$0	\$0	\$0	\$0
OTHER ECONOMIC SERVICES						
OPERATING EXPENDITURE						
13060 · Fuel Station						
1306012565 · Licences/Permits	\$0	\$821	\$0	\$750	\$0	\$1,000
1306012720 · Other Expenses	\$0	\$6,801	\$0	\$2,296	\$0	\$3,061
1306012505 · Admin Allocated Fuel Station	\$0	\$7,396	\$0	\$10,596	\$0	\$14,128
1308012505 · Admin Allocated-Other Econ Dev	\$0	\$7,396	\$0	\$10,596	\$0	\$14,128

Shire of Yalgoo

Detailed Statement

Details By function Under The Following Programme Titles

And Type Of Activities Within The Programme

	Actual 2021-22		Adopted Budget 2021-22		Adopted Budget 2021-22	
	JULY- MAR 2022 YTD		JULY- MAR 2022 YTD			
	Income	Expenditure	Income	Expenditure	Income	Expenditure
Sub Total - OTHER ECONOMIC SERVICES OP/EXP	\$0	\$22,414	\$0	\$24,238	\$0	\$32,317
OPERATING INCOME						
1306011120 · Fuel Station Lease Income	\$0	\$0	\$0	\$0	(\$6,500)	\$0
1306011185 · Sale of Stock	\$0	\$0	\$0	\$0	\$0	\$0
Sub Total - OTHER ECONOMIC SERVICES OP/INC	\$0	\$0	\$0	\$0	(\$6,500)	\$0
Total - OTHER ECONOMIC SERVICES	\$0	\$22,414	\$0	\$24,238	(\$6,500)	\$32,317
Total - ECONOMIC SERVICES	(\$171,277)	\$638,355	(\$139,510)	\$668,502	(\$282,095)	\$891,336
OTHER PROPERTY AND SERVICES						
PRIVATE WORKS						
OPERATING EXPENDITURE						
140101 · Private Works Expenses	\$0	\$240	\$0	\$0	\$0	\$0
1401012505 · Admin Allocation - Private Work	\$0	\$7,396	\$0	\$10,596	\$0	\$14,128
Sub Total - PRIVATE WORKS OP/EXP	\$0	\$7,636	\$0	\$10,596	\$0	\$14,128
OPERATING INCOME						
1401011150 · Private Works Charges	(\$1,585)	\$0	\$0	\$0	\$0	\$0
Sub Total - PRIVATE WORKS OP/INC	(\$1,585)	\$0	\$0	\$0	\$0	\$0
Total - PRIVATE WORKS	(\$1,585)	\$7,636	\$0	\$10,596	\$0	\$14,128
PUBLIC WORKS OVERHEADS						
OPERATING EXPENDITURE						
1403012000 · PWO Wages Costs	\$0	\$76,168	\$0	\$91,036	\$0	\$121,381
1403012005 · Sick Leave	\$0	\$24,383	\$0	\$20,755	\$0	\$27,673
1403012010 · Annual Leave	\$0	\$33,070	\$0	\$51,887	\$0	\$69,183
1403012020 · Public Holidays	\$0	\$13,195	\$0	\$24,906	\$0	\$33,208
1403012025 · Accrued Leave Expenses	\$0	\$0	\$0	\$18,814	\$0	\$25,085
1403012040 · Superannuation	\$0	\$74,358	\$0	\$101,464	\$0	\$135,285
1403012030 · Wages Allowances	\$0	\$1,655	\$0	\$2,250	\$0	\$3,000
1403012125 · Staff Training	\$0	\$1,599	\$0	\$11,250	\$0	\$15,000
1403012075 · Protective Clothing	\$0	\$5,397	\$0	\$4,500	\$0	\$6,000
1403012125 · Travel & Accommodation	\$0	\$1,415	\$0	\$3,000	\$0	\$4,000
140305- Depot Mtce (Works) Expenses	\$0	\$22,441	\$0	\$45,473	\$0	\$60,630
140310 · Depot Mtce (P&G) Expenses	\$0	\$10,202	\$0	\$15,231	\$0	\$20,308
140325 · PWO Vehicle Expenses	\$0	\$13,036	\$0	\$12,750	\$0	\$17,000
140330 · OH & S	\$0	\$18,608	\$0	\$7,500	\$0	\$10,000
1403452620 · Tools Replaced	\$0	\$0	\$0	\$2,250	\$0	\$3,000
1403502640- Traffic Management Signs	\$0	\$0	\$0	\$3,750	\$0	\$5,000
1403012300 · Insurance on Works	\$0	\$9,083	\$0	\$1,500	\$0	\$2,000
1403552815 · Satellite phones	\$0	\$2,655	\$0	\$4,125	\$0	\$5,500
1403602080 · Recruitment expenses/relocation	\$0	\$275	\$0	\$4,500	\$0	\$6,000
1403652065 · Fitness for Work	\$0	\$0	\$0	\$1,125	\$0	\$1,500
1403252720- Other PWOH Expenses	\$0	\$91	\$0	\$1,125	\$0	\$1,500
1403012310 · Works Workers Compen. Insurance	\$0	\$0	\$0	\$21,425	\$0	\$28,567
1403012505 · Admin Allocated	\$0	\$41,884	\$0	\$60,000	\$0	\$80,000
1403752720 · LESS PWOH ALLOCATED-PROJECTS	\$0	(\$408,299)	\$0	(\$510,615)	\$0	(\$680,820)
Sub Total - PUBLIC WORKS O/HEADS OP/EXP	\$0	(\$58,784)	\$0	\$0	\$0	\$0
OPERATING INCOME						
1403011640 - Reimbursements	(\$86)	\$0	\$0	\$0	(\$500)	\$0
Sub Total - PUBLIC WORKS O/HEADS OP/INC	(\$86)	\$0	\$0	\$0	(\$500)	\$0
Total - PUBLIC WORKS OVERHEADS	(\$86)	(\$58,784)	\$0	\$0	(\$500)	\$0
PLANT OPERATION COSTS						
OPERATING EXPENDITURE						
1404012585 · Fuel & Oil	\$0	\$101,881	\$0	\$82,500	\$0	\$110,000

Shire of Yalgoo

Detailed Statement

Details By function Under The Following Programme Titles

And Type Of Activities Within The Programme

	Actual 2021-22		Adopted Budget 2021-22		Adpoted Budget 2021-22	
	JULY- MAR 2022 YTD		JULY- MAR 2022 YTD		Income	Expenditure
	Income	Expenditure	Income	Expenditure		
1404192595 · Tyres & Tubes	\$0	\$7,653	\$0	\$9,000	\$0	\$12,000
1404 12590 · Parts & Repairs	\$0	\$47,030	\$0	\$45,885	\$0	\$61,180
1404012582 · Insurance (Reg/Ins)	\$0	\$75,751	\$0	\$68,849	\$0	\$91,799
1404012000 · Other POC Expenses	\$0	\$190	\$0	\$3,750	\$0	\$5,000
1404012580 · Blades & Tynes	\$0	\$10,527	\$0	\$11,250	\$0	\$15,000
1404012582 · Licensing (Reg/Ins)	\$0	\$620	\$0	\$7,500	\$0	\$10,000
1404012625 · Survey and Microcom Equipment	\$0	\$2,390	\$0	\$3,750	\$0	\$5,000
1404012655 · Workshop consumables	\$0	\$20,194	\$0	\$15,151	\$0	\$20,201
1404012620 · Replacement tools	\$0	\$7,645	\$0	\$1,125	\$0	\$1,500
1404012505 · Admin Alloc - POC	\$0	\$35,601	\$0	\$51,000	\$0	\$68,000
1404012980 · Plant Depreciation	\$0	\$90,000	\$0	\$90,000	\$0	\$120,000
1404052720 · LESS POC ALLOCATED-PROJECTS	\$0	(\$250,168)	\$0	(\$389,760)	\$0	(\$519,680)
Sub Total - PLANT OPERATIONS COSTS OP/EXP	\$0	\$149,314	\$0	\$0	\$0	\$0
OPERATING INCOME						
1404011180 · Charges - Sale of Scrap	\$0	\$0	\$0	\$0	\$0	\$0
1404011640 · Reimbursements (Fuel Credits ,Etc)	(\$700)	\$0	(\$30,000)	\$0	(\$30,000)	\$0
1404011625 · Plant & Equipment Hire	\$0	\$0	\$0	\$0	\$0	\$0
Total - PLANT OPERATIONS COSTS	(\$700)	\$149,314	(\$30,000)	\$0	(\$30,000)	\$0
ADMINISTRATION						
OPERATING EXPENDITURE						
1405012000 · Salaries & Wages	\$0	\$294,872	\$0	\$361,434	\$0	\$481,912
1405012030 · Wages Allowances	\$0	\$1,066	\$0	\$1,500	\$0	\$2,000
1405012034 · Salary Package Allowance	\$0	\$0	\$0	\$0	\$0	\$0
1405012040 · Superannuation	\$0	\$40,306	\$0	\$60,459	\$0	\$80,612
1405012155 · LSL and AL accrual	\$0	\$0	\$0	\$10,600	\$0	\$14,133
1405102095 · Staff Amenities	\$0	\$0	\$0	\$1,125	\$0	\$1,500
1405012105 · Staff Uniforms	\$0	\$0	\$0	\$2,250	\$0	\$3,000
1405012080 · Recruitment Expenses	\$0	\$7,871	\$0	\$3,750	\$0	\$5,000
140501 · Admin Relocation Expenses	\$0	\$0	\$0	\$5,625	\$0	\$7,500
140501 · Fitness for Work	\$0	\$0	\$0	\$0	\$0	\$0
1405012120 · Staff Training	\$0	\$2,046	\$0	\$5,625	\$0	\$7,500
1405012055 · Advertising	\$0	\$1,686	\$0	\$3,750	\$0	\$5,000
1405012600 · Postage and Freight	\$0	\$56	\$0	\$2,625	\$0	\$3,500
1405012605 · Printing & Stationery	\$0	\$2,217	\$0	\$4,125	\$0	\$5,500
1405012725 · Subscriptions	\$0	\$741	\$0	\$18,750	\$0	\$25,000
1405012520 · Computer Mtce/Support	\$0	\$72,978	\$0	\$56,250	\$0	\$75,000
1405012570 · Office Equip Mtce	\$0	\$6,366	\$0	\$17,250	\$0	\$23,000
1405012125 · Travel & Accommodation	\$0	\$226	\$0	\$1,875	\$0	\$2,500
1405012535 · Conference Expenses	\$0	\$1,631	\$0	\$7,500	\$0	\$10,000
140501 · Vehicle Expenses	\$0	\$5,653	\$0	\$7,500	\$0	\$10,000
1405012045 · Admin VRE (FBT)	\$0	\$0	\$0	\$37,500	\$0	\$50,000
1405012515 · Audit Fees	\$0	\$0	\$0	\$28,500	\$0	\$38,000
1405012525 · Consultancy	\$0	\$64,740	\$0	\$67,500	\$0	\$90,000
1405012560 · Legal Expenses	\$0	\$21,263	\$0	\$30,000	\$0	\$40,000
140505 · Administration Building Mtce	\$0	\$11,316	\$0	\$15,882	\$0	\$21,176
140510 · Human Resource Management	\$0	\$0	\$0	\$1,875	\$0	\$2,500
1405152525 · OH & S Admin	\$0	\$7,885	\$0	\$2,625	\$0	\$3,500
1405012805 · Electricity	\$0	\$4,031	\$0	\$9,000	\$0	\$12,000
1405012820 · Telephone-Internet	\$0	\$28,896	\$0	\$41,250	\$0	\$55,000
1405012300 · Insurance (Includes Property Insurance)	\$0	\$59,772	\$0	\$67,440	\$0	\$89,920
1405012515 · Bank Charges	\$0	\$4,446	\$0	\$7,500	\$0	\$10,000
1405012720 · Expenses Other	\$0	\$4,690	\$0	\$11,250	\$0	\$15,000
0000000000 · Bad Debts Expense	\$0	\$0	\$0	\$2,250	\$0	\$3,000
1405012825 · Water	\$0	\$5,928	\$0	\$1,875	\$0	\$2,500
140525 · Admin Vehicle	\$0	\$7,799	\$0	\$7,500	\$0	\$10,000
140501 · Record Management	\$0	\$0	\$0	\$22,500	\$0	\$30,000
140501 · Financial Software	\$0	\$0	\$0	\$37,500	\$0	\$50,000
1405012980 · Depn - Administration General	\$0	\$47,692	\$0	\$47,692	\$0	\$63,589
1405302720 · LESS ADMIN ALLOCATED-PROGRAMS	\$0	(\$706,173)	\$0	(\$1,011,632)	\$0	(\$1,348,842)
Sub Total - ADMINISTRATION OP/EXP	\$0	\$0	\$0	\$0	\$0	\$0
OPERATING INCOME						
1405011640 · Reimbursements	(\$13,090)	\$0	\$0	\$0	\$0	\$0
1405011145 · Photocopies & Facsimiles	(\$18)	\$0	(\$375)	\$0	(\$500)	\$0
1405011045 · Commissions - Transport	(\$691)	\$0	(\$2,250)	\$0	(\$3,000)	\$0
1405011160 · RAV Admin - CA07 Application	\$0	\$0	\$0	\$0	\$0	\$0
1405011155 · Admin Charges FOI	\$0	\$0	\$0	\$0	\$0	\$0

Shire of Yalgoo

Detailed Statement

Details By function Under The Following Programme Titles

And Type Of Activities Within The Programme

	Actual 2021-22		Adopted Budget 2021-22		Adpoted Budget 2021-22	
	JULY- MAR 2022 YTD		JULY- MAR 2022 YTD		Income	Expenditure
	Income	Expenditure	Income	Expenditure		
Sub Total - ADMINISTRATION OP/INC	(\$13,799)	\$0	(\$2,625)	\$0	(\$3,500)	\$0
Total - ADMINISTRATION	(\$13,799)	\$0	(\$2,625)	\$0	(\$3,500)	\$0
MATERIALS AND STOCK						
OPERATING EXPENDITURE						
000000 Opening Stock	\$0	\$0	\$0	\$0	\$0	\$0
000000 Material Purchases	\$0	\$0	\$0	\$0	\$0	\$0
000000 Less Material Allocated	\$0	\$0	\$0	\$0	\$0	\$0
000000 Closing Stock	\$0	\$0	\$0	\$0	\$0	\$0
Sub Total - MATERIALS AND STOCK	\$0	\$0	\$0	\$0	\$0	\$0
Total - MATERIALS AND STOCK	\$0	\$0	\$0	\$0	\$0	\$0
SALARIES AND WAGES						
OPERATING EXPENDITURE						
1406012000 - Gross Total Salaries and Wages	\$0	\$0	\$0	\$1,350,364	\$0	\$1,800,485
1406052000 - LESS SALS/WAGES ALLOCATED	\$0	\$0	\$0	(\$1,350,364)	\$0	(\$1,800,485)
1403012310 - Workers Compensation Payments	\$0	\$19,759	\$0	\$0	\$0	\$0
Sub Total - SALARIES AND WAGES OP/EXP	\$0	\$19,759	\$0	\$0	\$0	\$0
OPERATING INCOME						
1406012085 - Reimbursements - Workers Compensation	(\$94,769)	\$0	\$0	\$0	\$0	\$0
Sub Total - SALARIES AND WAGES OP/INC	(\$94,769)	\$0	\$0	\$0	\$0	\$0
Total - SALARIES AND WAGES	(\$94,769)	\$19,759	\$0	\$0	\$0	\$0
UNCLASSIFIED						
OPERATING EXPENDITURE						
1407012720-Other Expenses	\$0	\$0	\$0	\$0	\$0	\$0
Sub Total - UNCLASSIFIED OP/EXP	\$0	\$0	\$0	\$0	\$0	\$0
OPERATING INCOME						
1407011620 - Other Income	(\$35,000)	\$0	\$0	\$0	\$0	\$0
1407011640 - Reimbursements	\$0	\$0	\$0	\$0	\$0	\$0
Sub Total - UNCLASSIFIED OP/INC	(\$35,000)	\$0	\$0	\$0	\$0	\$0
Total - UNCLASSIFIED	(\$35,000)	\$0	\$0	\$0	\$0	\$0
Total - OTHER PROPERTY AND SERVICES	(\$145,939)	\$117,925	(\$32,625)	\$10,596	(\$34,000)	\$14,128
FUND TRANSFERS	(\$4,649,200)	\$4,025,270	(\$11,960,323)	\$7,088,301	-12161259	\$9,353,068
EXPENDITURE						
000000 Transfer to Yalgoo Ninghan Road Reserve Fund	\$0	\$0	\$0	\$0	\$0	\$2,485,087
Interest Earnt	\$0	\$1,364	\$0	\$0	\$0	\$0
Transfer from Muni - Mt Gibson \$2180250 EMR Grove \$151200 +151200	\$0	\$0	\$0	\$0	\$0	\$0
000000 Transfer to Plant Reserve Fund	\$0	\$0	\$0	\$0	\$0	\$237,342
Interest Earnt	\$0	\$98	\$0	\$0	\$0	\$0
Transfer from Muni	\$0	\$0	\$0	\$0	\$0	\$0
000000 Transfer to Sports Complex Reserve Reserve Fund	\$0	\$0	\$0	\$0	\$0	\$275
Interest Earnt	\$0	\$154	\$0	\$0	\$0	\$0
Transfer from Muni	\$0	\$0	\$0	\$0	\$0	\$0
000000 Transfer to HCP Reserve Fund	\$0	\$0	\$0	\$0	\$0	\$408
Interest Earnt	\$0	\$228	\$0	\$0	\$0	\$0
Transfer from Muni	\$0	\$0	\$0	\$0	\$0	\$0
000000 Transfer to Building Reserve Reserve Fund	\$0	\$0	\$0	\$0	\$0	\$467
Interest Earnt	\$0	\$261	\$0	\$0	\$0	\$0
Transfer from Muni	\$0	\$0	\$0	\$0	\$0	\$0
000000 Transfer to Community Amenities Maintenance Reserve Fund	\$0	\$0	\$0	\$0	\$0	\$781
Interest Earnt	\$0	\$437	\$0	\$0	\$0	\$0
Transfer from Muni	\$0	\$0	\$0	\$0	\$0	\$0
000000 Transfer to Long Service Leave Reserve Fund	\$0	\$0	\$0	\$0	\$0	\$142
Interest Earnt	\$0	\$79	\$0	\$0	\$0	\$0

Shire of Yalgoo

Detailed Statement

Details By function Under The Following Programme Titles

And Type Of Activities Within The Programme

	Actual 2021-22		Adopted Budget 2021-22		Adpoted Budget 2021-22	
	JULY- MAR 2022 YTD		JULY- MAR 2022 YTD		Income	Expenditure
	Income	Expenditure	Income	Expenditure		
Transfer from Muni	\$0	\$0	\$0	\$0	\$0	\$0
000000 Transfer to Housing Maintenance Reserve Fund	\$0	\$0	\$0	\$0	\$0	\$354
Interest Earnt	\$0	\$198	\$0	\$0	\$0	\$0
Transfer from Muni	\$0	\$0	\$0	\$0	\$0	\$0
000000 Transfer to Yalgoo Morawa Road Reserve Fund	\$0	\$0	\$0	\$0	\$0	\$27,909
Interest Earnt	\$0	\$291	\$0	\$0	\$0	\$0
Transfer from Muni - Silverlake \$96876 less \$80000 + \$10513 2020-21	\$0	\$0	\$0	\$0	\$0	\$0
000000 Transfer to General Road Reserve Fund	\$0	\$0	\$0	\$0	\$0	\$370
Interest Earnt	\$0	\$207	\$0	\$0	\$0	\$0
Transfer from Muni	\$0	\$0	\$0	\$0	\$0	\$0
000000 Transfer to Office Equipment Reserve Fund	\$0	\$0	\$0	\$0	\$0	\$10
Interest Earnt	\$0	\$6	\$0	\$0	\$0	\$0
Transfer from Muni	\$0	\$0	\$0	\$0	\$0	\$0
000000 Transfer to Road Agreement Yalgoo Morawa Road Reserve Fund	\$0	\$0	\$0	\$0	\$0	\$0
Interest Earnt	\$0	\$0	\$0	\$0	\$0	\$0
Transfer from Muni	\$0	\$0	\$0	\$0	\$0	\$0
000000 Transfer to Natural Disaster Triggerpoint Reserve Fund	\$0	\$0	\$0	\$0	\$0	\$37
Interest Earnt	\$0	\$21	\$0	\$0	\$0	\$0
Transfer from Muni	\$0	\$0	\$0	\$0	\$0	\$0
000000 Transfer to Emergency Road Repairs Reserve Fund	\$0	\$0	\$0	\$0	\$0	\$24
Interest Earnt	\$0	\$16	\$0	\$0	\$0	\$0
Transfer from Muni	\$0	\$0	\$0	\$0	\$0	\$0
000000 Transfer to Superannuation Back Pay Reserve Fund	\$0	\$0	\$0	\$0	\$0	\$0
Interest Earnt	\$0	\$0	\$0	\$0	\$0	\$0
Transfer from Muni	\$0	\$0	\$0	\$0	\$0	\$0
Sub Total - TRANSFER TO OTHER COUNCIL FUNDS	\$0	\$3,360	\$0	\$0	\$0	\$2,753,206
INCOME						
000000 Transfer from Yalgoo Morawa Road Reserve Fund	\$0	\$0	\$0	\$0	\$0	\$0
000000 Transfer from General Roads Reserve Fund	\$0	\$0	\$0	\$0	\$0	\$0
000000 Transfer from Superannuation Back Pay Reserve Fund	\$0	\$0	\$0	\$0	\$0	\$0
000000 Transfer from Building Reserve Reserve Fund	\$0	\$0	\$0	\$0	\$0	\$0
000000 Transfer from Leave Reserve Fund	\$0	\$0	\$0	\$0	\$0	\$0
Total - TRANSFER FROM OTHER COUNCIL FUNDS	\$0	\$0	\$0	\$0	\$0	\$0
Total - FUND TRANSFER	\$0	\$3,360	\$0	\$0	\$0	\$2,753,206
000000 (Surplus) / Deficit - Carried Forward	(\$3,049,556)	\$0	(\$3,049,556)	\$0	(\$3,049,556)	\$0
Sub Total - SURPLUS C/FWD	(\$3,049,556)	\$0	(\$3,049,556)	\$0	(\$3,049,556)	\$0
Total - SURPLUS	(\$3,049,556)	\$0	(\$3,049,556)	\$0	(\$3,049,556)	\$0
LONG TERM LOANS						
000000 Loan Principal Repayments -	\$0	\$0	\$0	\$0	\$0	\$0
Sub Total - LONG TERM LOANS	\$0	\$0	\$0	\$0	\$0	\$0
Total - DEFERRED ASSETS	\$0	\$0	\$0	\$0	\$0	\$0
LIABILITY LOANS						
EXPENDITURE						
000000 Loan Principal Repayments - Housing loans ,53,	\$0	\$9,280	\$0	\$9,435	\$0	\$18,869
000000 Loan Principal Repayments - Housing loans 55	\$0	\$11,122	\$0	\$11,301	\$0	\$22,602
000000 Loan Principal Repayments - Housing loans 56	\$0	\$27,097	\$0	\$27,303	\$0	\$54,606
000000 Loan Principal Repayments - Community Amenities loan 54	\$0	\$9,343	\$0	\$4,672	\$0	\$9,343
Sub Total - LOAN REPAYMENTS	\$0	\$56,842	\$0	\$52,710	\$0	\$105,420
INCOME						
000000 Loan Raised - Loan No	\$0	\$0	\$0	\$0	\$0	\$0

Shire of Yalgoo

Detailed Statement

Details By function Under The Following Programme Titles

And Type Of Activities Within The Programme

	Actual 2021-22		Adopted Budget 2021-22		Adpoted Budget 2021-22	
	JULY- MAR 2022 YTD		JULY- MAR 2022 YTD			
	Income	Expenditure	Income	Expenditure	Income	Expenditure
Sub Total - LOANS RAISED	\$0	\$0	\$0	\$0	\$0	\$0
Total - NON CURRENT LIABILITIES	\$0	\$56,842	\$0	\$52,710	\$0	\$105,420
000000 Depreciation Written Back	\$0	(\$1,008,637)	\$0	(\$1,008,637)	\$0	(\$1,344,849)
000000 Book Value of Assets Sold Written Back	\$0	\$0	\$0	(\$342,350)	\$0	(\$342,350)
000000 Accrued Salary and Wages	\$0	\$0	\$0	\$0	\$0	\$0
000000 Accrued Interest on Debentures	\$0	\$0	\$0	\$0	\$0	\$0
000000 Movement in Loan Funds	\$0	\$0	\$0	\$0	\$0	\$0
000000 Net Change in Non Current	\$0	\$0	\$0	\$0	\$0	\$0
Sub Total - DEPRECIATION WRITTEN BACK	\$0	(\$1,008,637)	\$0	(\$1,350,987)	\$0	(\$1,687,199)
Total - DEPRECIATION	\$0	(\$1,008,637)	\$0	(\$1,350,987)	\$0	(\$1,687,199)
FURNITURE AND EQUIPMENT						
GOVERNANCE						
EXPENDITURE						
000000-Computer Hardware ,Systems Upgrade,and Phone Replacement	\$0	\$0	\$0	\$0	\$0	\$37,500
000000- Upgrade Cabling - Fibre Admin Centre	\$0	\$0	\$0	\$0	\$0	\$0
000000- External Monitor Display	\$0	\$18,398	\$0	\$0	\$0	\$40,000
000000-Admin Airconditioner	\$0	\$0	\$0	\$0	\$0	\$0
000000-Fire Proof Safe- Admin Centre	\$0	\$0	\$0	\$0	\$0	\$0
000000-Financial Software	\$0	\$75,070	\$0	\$20,000	\$0	\$20,000
000000-Tables and Chairs	\$0	\$0	\$0	\$5,000	\$0	\$5,000
Sub Total - CAPITAL WORKS	\$0	\$93,468	\$0	\$25,000	\$0	102,500
Total - GOVERNANCE	\$0	\$93,468	\$0	\$25,000	\$0	\$102,500
FURNITURE AND EQUIPMENT						
RECREATION AND CULTURE						
EXPENDITURE						
000000 - Furn. & Equip - Art Centre - Camera,Lockers,Bookcase	\$0	\$0	\$0	\$0	\$0	\$0
000000 - Furn. & Equip - Art Centre	\$0	\$0	\$0	\$0	\$0	\$0
000000 - Furn. & Equip - Day Care Centre	\$0	\$0	\$0	\$0	\$0	\$0
000000- Core Stadium - Exercise Equip	\$0	\$0	\$0	\$0	\$0	\$32,000
Sub Total - CAPITAL WORKS	\$0	\$0	\$0	\$0	\$0	\$32,000
Total - HEALTH	\$0	\$0	\$0	\$0	\$0	\$32,000
FURNITURE AND EQUIPMENT						
LAW ORDER AND PUBLIC SAFETY						
EXPENDITURE						
000000- CCTV Caravan Park	\$0	\$0	\$0	\$0	\$0	\$0
000000- Shire Firearm	\$0	\$0	\$0	\$0	\$0	\$0
000000- CCTV Yalgoo Townsite	\$0	\$0	\$0	\$10,000	\$0	\$10,000
Sub Total - CAPITAL WORKS	\$0	\$0	\$0	\$10,000	\$0	\$10,000
Total -LAW ORDER AND PUBLIC SAFETY	\$0	\$0	\$0	\$10,000	\$0	\$10,000
FURNITURE AND EQUIPMENT						
ECONOMIC SERVICES						
EXPENDITURE						
000000-Commercial Washing Machine and Dryer	\$0	\$0	\$0	\$40,000	\$0	\$40,000
000000- Theme bed Linen	\$0	\$0	\$0	\$3,000	\$0	\$3,000
000000- HCP Program Computer	\$0	\$0	\$0	\$0	\$0	\$0
	\$0	\$0	\$0	\$0	\$0	\$0
Sub Total - CAPITAL WORKS	\$0	\$0	\$0	\$43,000	\$0	\$43,000

Shire of Yalgoo

Detailed Statement

Details By function Under The Following Programme Titles

And Type Of Activities Within The Programme

	Actual 2021-22		Adopted Budget 2021-22		Adpoted Budget 2021-22	
	JULY- MAR 2022 YTD		JULY- MAR 2022 YTD		Income	Expenditure
	Income	Expenditure	Income	Expenditure		
Total - ECONOMIC SERVICES	\$0	\$0	\$0	\$43,000	\$0	\$43,000
Total - FURNITURE AND EQUIPMENT	\$0	\$93,468	\$0	\$78,000	\$0	\$187,500
LAND AND BUILDINGS						
GOVERNANCE						
EXPENDITURE						
000000-New Front Doors - Administration Building (incl Notice Board)	\$0	\$0	\$0	\$0	\$0	\$0
000000- Admin Centre - Front Rails	\$0	\$0	\$0	\$0	\$0	\$0
000000- Admin Centre - Garden Reticulation	\$0	\$0	\$0	\$0	\$0	\$0
000000- Admin Centre - Air Conditioners	\$0	\$0	\$0	\$0	\$0	\$0
000000 - Admin Centre Covered Carport Area	\$0	\$0	\$0	\$0	\$0	\$0
000000- Admin Centre -Records Fit Coolroom Panels to Sea Container	\$0	\$0	\$0	\$0	\$0	\$0
Sub Total - CAPITAL WORKS	\$0	\$0	\$0	\$0	\$0	\$0
TOTAL - GOVERNANCE	\$0	\$0	\$0	\$0	\$0	\$0
LAND AND BUILDINGS						
LAW ORDER AND PUBLIC SAFETY						
EXPENDITURE						
	\$0	\$0	\$0	\$0	\$0	\$0
	\$0	\$0	\$0	\$0	\$0	\$0
Sub Total - CAPITAL WORKS	\$0	\$0	\$0	\$0	\$0	\$0
TOTAL - LAW ORDER AND PUBLIC SAFETY	\$0	\$0	\$0	\$0	\$0	\$0
LAND AND BUILDINGS						
HEALTH						
EXPENDITURE						
	\$0	\$0	\$0	\$0	\$0	\$0
	\$0	\$0	\$0	\$0	\$0	\$0
Sub Total - CAPITAL WORKS	\$0	\$0	\$0	\$0	\$0	\$0
TOTAL - HEALTH	\$0	\$0	\$0	\$0	\$0	\$0
LAND AND BUILDINGS						
HOUSING						
EXPENDITURE						
000000-Staff Housing - Solar Panels	\$0	\$0	\$0	\$0	\$0	\$0
000000-Staff Housing - 19b Stanley Street Security Screens	\$0	\$0	\$0	\$0	\$0	\$0
000000-Staff Housing - 19a Stanley Street Replace Floor Coverings	\$0	\$0	\$0	\$0	\$0	\$0
000000-Staff Housing - Security	\$0	\$0	\$0	\$0	\$0	\$0
000000-Staff Housing - 42 Units 3 Gibbons Street Replace Floor Coverings	\$0	\$0	\$0	\$0	\$0	\$0
000000 -House 74 Weekes Street	\$0	\$0	\$0	\$0	\$0	\$0
000000-Two Units 17 Shemrock Street	\$0	\$0	\$0	\$0	\$0	\$0
000000-Staff Housing -6 Henty Street Replace Carpet with Floor Board	\$0	\$0	\$0	\$0	\$0	\$0
000000-Staff Housing -8 Henty Street Colorbond Fence Front	\$0	\$0	\$0	\$0	\$0	\$0
000000-Staff Housing - Power to 3 Storage Shed	\$0	\$0	\$0	\$0	\$0	\$0
000000 -House 75 Weekes Street - Landscaping	\$0	\$0	\$0	\$0	\$0	\$0
000000-Staff Housing -8 Henty Street Landscaping	\$0	\$0	\$0	\$0	\$0	\$0
000000-Other Housing - Nurse Accommodation	\$0	\$0	\$0	\$0	\$0	\$350,000
Sub Total - CAPITAL WORKS	\$0	\$0	\$0	\$0	\$0	\$350,000
Total - HOUSING	\$0	\$0	\$0	\$0	\$0	\$350,000
LAND AND BUILDINGS						
COMMUNITY AMENITIES						

Shire of Yalgoo

Detailed Statement

Details By function Under The Following Programme Titles

And Type Of Activities Within The Programme

	Actual 2021-22		Adopted Budget 2021-22		Adopted Budget 2021-22	
	JULY- MAR 2022 YTD		JULY- MAR 2022 YTD		Income	Expenditure
	Income	Expenditure	Income	Expenditure		
EXPENDITURE						
000000- Mobile Ablution Block - Airstrip	\$0	\$0	\$0	\$0	\$0	\$0
000000 - Cemetery - Toilet and Water Tank Construction LRCI Grant 2020-21	\$0	\$106,525	\$0	\$102,000	\$0	\$102,000
Sub Total - CAPITAL WORKS	\$0	\$106,525	\$0	\$102,000	\$0	\$102,000
Total - COMMUNITY AMENITIES	\$0	\$106,525	\$0	\$102,000	\$0	\$102,000
LAND AND BUILDINGS						
RECREATION AND CULTURE						
EXPENDITURE						
000000 - BBQ Shamrock Park LRCI Grant 2020-21	\$0	\$10,735	\$0	\$11,000	\$0	\$11,000
000000 - Museum Improvements	\$0	\$0	\$0	\$0	\$0	\$0
000000-Power Supply Mens Shed and Rifle Club - Stage 2	\$0	\$0	\$0	\$0	\$0	\$0
000000-Payne Find Complex - External Painting	\$0	\$0	\$0	\$0	\$0	\$0
000000-Payne Find Complex - Internal Painting	\$0	0	\$0	\$0	\$0	\$0
000000 -Yalgoo Community Hall Renovation LCRI Grant \$285,431 2021-22, Lotterywest \$300,000	\$0	\$0	\$0	\$200,000	\$0	\$600,000
000000 - Community Hall - Air Conditioner	\$0	\$0	\$0	\$0	\$0	\$0
Sub Total - CAPITAL WORKS	\$0	\$10,735	\$0	\$211,000	\$0	\$611,000
Total - RECREATION AND CULTURE	\$0	\$10,735	\$0	\$211,000	\$0	\$611,000
LAND AND BUILDINGS						
TRANSPORT						
EXPENDITURE						
000000- Machinery Shed Depot - Concrete Floor 2 Bays	\$0	\$27,000	\$0	\$25,000	\$0	\$25,000
000000- Storage Shed Depot	\$0	\$11,032	\$0	\$27,000	\$0	\$27,000
000000-Flood Control -Fuel Station	\$0	\$0	\$0	\$0	\$0	\$0
000000- Depot -Electric Boundary Fence and Gate	\$0	\$0	\$0	\$0	\$0	\$0
Sub Total - CAPITAL WORKS	\$0	\$38,032	\$0	\$52,000	\$0	\$52,000
Total - TRANSPORT	\$0	\$38,032	\$0	\$52,000	\$0	\$52,000
LAND AND BUILDINGS						
ECONOMIC SERVICES						
EXPENDITURE						
000000- BBQ's (1) Caravan Park LRCI Grant 2020-21	\$0	\$10,735	\$0	\$11,000	\$0	\$11,000
000000-Heritage Building Renewals LRCI Grant 2021-22	\$0	\$0	\$0	\$202,220	\$0	\$202,220
000000 - Storage and POS Facility - Caravan Park	\$0	\$0	\$0	\$0	\$0	\$0
000000-Caravan Park - Disabled Toilets Chair and Rails	\$0	\$0	\$0	\$0	\$0	\$0
000000-Caravan Park - Upgrade Water and Power Supply	\$0	\$0	\$0	\$0	\$0	\$50,000
000000-Caravan Park -2 Self Contained Accommodation Units	\$0	\$141,956	\$0	\$0	\$0	\$171,000
000000- Shelter and Seating Jokker Tunnel	\$0	\$0	\$0	\$0	\$0	\$0
000000- Shelter and Visitors Board at Railway Station	\$0	\$0	\$0	\$0	\$0	\$0
Sub Total - CAPITAL WORKS	\$0	\$152,691	\$0	\$213,220	\$0	\$434,220
Total - ECONOMIC SERVICES	\$0	\$152,691	\$0	\$213,220	\$0	\$434,220
LAND AND BUILDINGS						
OTHER PROPERTY AND SERVICES						
EXPENDITURE						
000000-Solar Panel - Shire Buildings	\$0	\$0	\$0	\$100,000	\$0	\$100,000
000000-Mens Shed Upgrade	\$0	\$0	\$0	\$0	\$0	\$0
Sub Total - CAPITAL WORKS	\$0	\$0	\$0	\$100,000	\$0	\$100,000
Total - OTHER PROPERTY AND SERVICES	\$0	\$0	\$0	\$100,000	\$0	\$100,000
Total - LAND AND BUILDINGS	\$0	\$307,983	\$0	\$678,220	\$0	\$1,649,220

Shire of Yalgoo

Detailed Statement

Details By function Under The Following Programme Titles

And Type Of Activities Within The Programme

	Actual 2021-22		Adopted Budget 2021-22		Adpoted Budget 2021-22	
	JULY- MAR 2022 YTD		JULY- MAR 2022 YTD			
	Income	Expenditure	Income	Expenditure	Income	Expenditure
PLANT AND EQUIPMENT						
GOVERNANCE						
EXPENDITURE						
000000- Motor Vehicle CEO	\$0	\$53,425	\$0	\$70,000	\$0	\$70,000
000000- Motor Vehicle CGTS	\$0	\$0	\$0	\$0	\$0	\$0
000000- Motor Vehicle - Subaru	\$0	\$39,072	\$0	\$42,000	\$0	\$42,000
000000- Motor Vehicle - Fortunner	\$0	\$51,013	\$0	\$56,000	\$0	\$56,000
Sub Total - CAPITAL WORKS	\$0	\$143,510	\$0	\$168,000	\$0	\$168,000
Total - GOVERNANCE	\$0	\$143,510	\$0	\$168,000	\$0	\$168,000
PLANT AND EQUIPMENT						
LAW ORDER & PUBLIC SAFETY						
EXPENDITURE						
	\$0	\$0	\$0	\$0	\$0	\$0
Sub Total - CAPITAL WORKS	\$0	\$0	\$0	\$0	\$0	\$0
Total - LAW, ORDER & PUBLIC SAFETY	\$0	\$0	\$0	\$0	\$0	\$0
PLANT AND EQUIPMENT						
COMMUNITIES AMENITIES						
EXPENDITURE						
000000- Community Bus	\$0	\$0	\$0	\$0	\$0	\$0
Sub Total - CAPITAL WORKS	\$0	\$0	\$0	\$0	\$0	\$0
Total - COMMUNITY AMENITIES	\$0	\$0	\$0	\$0	\$0	\$0
PLANT AND EQUIPMENT						
RECREATION AND CULTURE						
EXPENDITURE						
000000- Kubota Utility	\$0	\$0	\$0	\$30,000	\$0	\$30,000
000000- Kubota Ride on Mower	\$0	\$0	\$0	\$0	\$0	\$0
000000- Hilux 4x2 Gardener	\$0	\$0	\$0	\$0	\$0	\$0
Sub Total - CAPITAL WORKS	\$0	\$0	\$0	\$30,000	\$0	\$30,000
Total - RECREATION AND CULTURE	\$0	\$0	\$0	\$30,000	\$0	\$30,000
PLANT AND EQUIPMENT						
TRANSPORT						
EXPENDITURE						
000000- Skidsteer	\$0	\$0	\$0	\$50,000	\$0	\$50,000
000000- Dual Axle Box Trailer	\$0	\$9,510	\$0	\$10,000	\$0	\$10,000
000000- Genset on Trailer	\$0	\$0	\$0	\$30,000	\$0	\$30,000
000000- Grader cat 12M	\$0	\$0	\$0	\$0	\$0	\$0
000000- Multi Tyre Roller Bomag	\$0	\$0	\$0	\$0	\$0	\$0
000000-Slasher Attachment	\$0	\$0	\$0	\$8,000	\$0	\$8,000
000000- Debris Vacuum	\$0	\$0	\$0	\$6,100	\$0	\$6,100
000000-Traffic Light Pair	\$0	\$0	\$0	\$36,000	\$0	\$36,000
000000-Caterpillar Prime Mover	\$0	\$0	\$0	\$280,000	\$0	\$280,000
000000-Portable toilet on Trailer	\$0	\$0	\$0	\$8,500	\$0	\$8,500
000000-Backhoe	\$0	\$0	\$0	\$0	\$0	\$0
000000-Trailer - Side Tipper	\$0	\$0	\$0	\$200,000	\$0	\$200,000
000000-Truck Tipper	\$0	\$0	\$0	\$0	\$0	\$0
000000-Truck Cab Crew	\$0	\$0	\$0	\$0	\$0	\$0
000000-Works Foreman Ute - YA 899	\$0	\$0	\$0	\$0	\$0	\$0
000000-Utility Works Crew	\$0	\$43,854	\$0	\$40,000	\$0	\$40,000
000000-Fuel Tank	\$0	\$0	\$0	\$0	\$0	\$0
000000-Deisel Air Compressor	\$0	\$0	\$0	\$0	\$0	\$0
000000-Works Forklift	\$0	\$0	\$0	\$50,000	\$0	\$50,000
000000-Generator Genelite 4.5 kva	\$0	\$0	\$0	\$0	\$0	\$0

Shire of Yalgoo

Detailed Statement

Details By function Under The Following Programme Titles

And Type Of Activities Within The Programme

	Actual 2021-22		Adopted Budget 2021-22		Adopted Budget 2021-22	
	JULY- MAR 2022 YTD		JULY- MAR 2022 YTD			
	Income	Expenditure	Income	Expenditure	Income	Expenditure
000000-Communications- Satellite Phone and Vehicle Tracking	\$0	\$9,388	\$0	\$10,000	\$0	\$10,000
000000-Road Sweeper Attachment	\$0	\$0	\$0	\$0	\$0	\$0
Sub Total - CAPITAL WORKS	\$0	\$62,752	\$0	\$728,600	\$0	\$728,600
Total - TRANSPORT	\$0	\$62,752	\$0	\$728,600	\$0	\$728,600
PLANT AND EQUIPMENT						
ECONOMIC SERVICES						
CAPITAL EXPENDITURE						
	\$0	\$0	\$0	\$0	\$0	\$0
	\$0	\$0	\$0	\$0	\$0	\$0
	\$0	\$0	\$0	\$0	\$0	\$0
Sub Total - CAPITAL WORKS					\$0	\$0
Total - ECONOMIC SERVICES	\$0	\$0	\$0	\$0	\$0	\$0
Total - PLANT AND EQUIPMENT	\$0	\$206,262	\$0	\$926,600	\$0	\$926,600
TOOL PURCHASES						
EXPENDITURE						
	\$0	\$0	\$0	\$0	\$0	\$0
NEW PURCHASES	\$0	\$0	\$0	\$0	\$0	\$0
Total - TOOL PURCHASES	\$0	\$0	\$0	\$0	\$0	\$0
INFRASTRUCTURE ASSETS - ROAD RESERVES						
ROADS TO RECOVERY GRANTS					\$0	\$0
000000- Yalgoo/Morawa Road - Widen to 7m 7km	\$0	\$641,235	\$0	\$760,000	\$0	\$760,000
RRG SPECIAL GRANT RD WORKS					\$0	\$0
000000- Yalgoo/Nighan Road - 4 metre seal 5km	\$0	\$7,625	\$0	\$300,000	\$0	\$300,000
MUNICIPAL/LOCAL ROADS GRANT- ROADS					\$0	\$0
TOWN STREET CONSTRUCTION						
BRIDGES						
FOOTPATH CONSTRUCTION - MUNICIPAL						
FLOOD DAMAGE					\$0	\$0
DRAINAGE MUNICIPAL						
OTHER						
000000 - Fixed Road and Wayfinding Signage LRCI Grant 2020-21	\$0	\$38,107	\$0	\$40,000	\$0	\$40,000
000000 - Jokera Tunnel Sealed Floodway and Improved Access LRCI Grant 2021-22	\$0	\$0	\$0	\$100,000	\$0	\$100,000
000000 - Sealing Outside Primary School LRCI Grant 2021-22	\$0	\$0	\$0	\$40,000	\$0	\$40,000
000000 - Sealing Paynes Find Poineer Cemetery LRCI Grant 2021-22	\$0	\$0	\$0	\$10,000	\$0	\$10,000
000000- Sandford River Crossing	\$0	\$0	\$0	\$100,000	\$0	\$100,000
000000- Casurina Causeway - Widen to 2 Lanes	\$0	\$0	\$0	\$100,000	\$0	\$100,000
000000- Badga Woolshed Road - Geraldton Mount Magnet Road to Airstrip Seal 800m	\$0	\$2,500	\$0	\$120,000	\$0	\$120,000
000000- Sealing of Road to Nature Based Park	\$0	\$0	\$0	\$35,000	\$0	\$35,000
000000- Sealing of Road and Parking Area -Yalgoo Lookout	\$0	\$0	\$0	\$95,000	\$0	\$95,000
Sub Total - CAPITAL WORKS	\$0	\$689,467	\$0	\$1,700,000	\$0	\$1,700,000
Total - ROADS	\$0	\$689,467	\$0	\$1,700,000	\$0	\$1,700,000
Total - INFRASTRUCTURE ASSETS ROAD RESERVES	\$0	\$689,467	\$0	\$1,700,000	\$0	\$1,700,000
INFRASTRUCTURE ASSETS-RECREATION FACILITIES						
000000- Yalgoo/Ninghan Road - Seal to width 4m						
000000- Landscape - Admin Office	\$0	\$0	\$0	\$40,000	\$0	\$40,000
000000- Oval Water Treatment LRCI Grant 2020-21	\$0	\$4,545	\$0	\$0	\$0	\$23,000
000000- Oval Fixed Exercise Equipment LRCI Grant 2020-21	\$0	\$0	\$0	\$0	\$0	\$18,000
000000- Sports Complex Carpark - Kerb and Seal and Footpath to School	\$0	\$0	\$0	\$0	\$0	\$7,000
000000- Community/School Oval Shared Use Development	\$0	\$0	\$0	\$0	\$0	\$0
Sub Total - CAPITAL WORKS	\$0	\$4,545	\$0	\$40,000	\$0	\$88,000
Total - OTHER	\$0	\$4,545	\$0	\$40,000	\$0	\$88,000

Shire of Yalgoo

Detailed Statement

Details By function Under The Following Programme Titles

And Type Of Activities Within The Programme

	Actual 2021-22		Adopted Budget 2021-22		Adpoted Budget 2021-22	
	JULY- MAR 2022 YTD		JULY- MAR 2022 YTD		Income	Expenditure
	Income	Expenditure	Income	Expenditure		
Total - INFRASTRUCTURE ASSETS - RECREATION FACILITIES	\$0	\$4,545	\$0	\$40,000	\$0	\$88,000
INFRASTRUCTURE ASSETS - OTHER						
000000- Street Lighting	\$0	\$0	\$0	\$0	\$0	\$50,000
000000- Yalgoo Rubbish Tip	\$0	\$0	\$0	\$0	\$0	\$0
000000-Dalgaraanga Crater Signage and Viewing Platform LRCI Grant 2021-22	\$0	\$0	\$0	\$0	\$0	\$50,000
000000- Security System Depot	\$0	\$0	\$0	\$0	\$0	\$0
000000- Paynes Find Airstrip Fence	\$0	\$0	\$0	\$0	\$0	\$0
000000- Public Toilets- Paynes Find	\$0	\$0	\$0	\$0	\$0	\$0
000000-Paynes Find Entry Statements	\$0	\$16,348	\$0	\$0	\$0	\$35,000
000000 - Jokers Tunnel Entry Road Sheeting	\$0	\$0	\$0	\$0	\$0	\$0
	\$0	\$0	\$0	\$0	\$0	\$0
Sub Total - CAPITAL WORKS	\$0	\$16,348	\$0	\$0	\$0	\$135,000
Total - OTHER	\$0	\$16,348	\$0	\$0	\$0	\$135,000
Total - INFRASTRUCTURE ASSETS - OTHER	\$0	\$16,348	\$0	\$0	\$0	\$135,000
Rounding Adjustment						
GRAND TOTALS	(\$7,698,756)	\$4,394,908	(\$15,009,879)	\$9,212,844	(\$15,210,815)	\$15,210,815
SURPLUS						
		-\$3,303,848		(\$5,797,035)		\$0